













How Does It Work?

Formed by private landowners, a Conservation and Development Area Authority (C&D) has the legal authority of *The Conservation and Development Act*. The C&D can own, operate and maintain agricultural water management projects, and fund them by taxing landowners who will benefit.

Establishing a C&D can provide a means for landowners to work together in responding to water management issues, or to resolve soil erosion. A C&D takes a minimum of three to six months to establish - this does not include the preliminary stage of defining the project that the C&D will undertake, or obtaining land control for network projects.



12		Overview	
		Steps to Form a C&D	
01		Determine the Local Interest to Develop a C&D	
02		Develop the CDA Boundaries	
03		Complete the Petition Process	
04		Form a C&D Board	
05		Complete a Conceptual Study	
06		Preliminary Design	
07		Arrange Financing for Detailed Design and Construction	
08		Detailed Design	
09		Apply to the Water Security Agency for Approval to Construct	
10		Construction	
11		Register Permanent Easements and Apply for Approval to Operate	
12		Project Maintenance and Operation	

For complete step-by-step information about how to form a C&D, see our *Conservation Development Area Authority: Development Guide*.

If you have any questions, please contact Client Services at client.service@wsask.ca or call 866.727.5420