

Water Security Agency



Annual Report for 2017-18

State of Drinking Water Quality in Saskatchewan

Table of Contents

Letters of Transmittal 1

Introduction 3

Background on Drinking Water 3

An Overview of the Drinking Water Management System and Water Management Agency Roles in Saskatchewan..... 4

Progress in 2017-18 7

Assessment of the Status of Drinking Water in Saskatchewan 7

Waterworks systems and operations provide safe, clean and sustainable drinking water 7

 Waterworks staff are capable and well-trained 7

 Infrastructure produces water that meets the national guidelines 10

 Waterworks systems and operations are financially sustainable..... 17

The drinking water regulatory system is clear and effective 18

 Regulations are clear and ensure that health and drinking water quality will be protected. 18

 Professional regulatory staff has access to the tools necessary to ensure compliance..... 24

High quality source waters are protected now and into the future..... 25

 Risks to source water quality are known..... 25

 Watersheds are protected, natural purification and protection processes are maximized and potential for contamination is minimized..... 28

Citizens and consumers trust and value their drinking water and the operations that produce it. 32

 Consumers value quality water and are willing to pay for it 32

 Citizens and consumers trust the quality and reliability of their drinking water systems and are confident in the regulatory system..... 33

 Citizens have meaningful access to information about the quality of their water 34

 Reduced consumption of water 35

Financial Overview..... 37

 Expenditures 37

 Revenues 37

For More Information 38

Appendix A: List of Acronyms Contained Within This Document 38

Note: An electronic copy of this document is available online at: www.SaskH2O.ca.

Letters of Transmittal



Dustin Duncan
Minister Responsible for
Water Security Agency

His Honour the Honourable W. Thomas Molloy, Lieutenant Governor of Saskatchewan

May It Please Your Honour:

I respectfully submit the Annual Report on the State of Drinking Water Quality in Saskatchewan for the fiscal year ending March 31, 2018.

The Water Security Agency is the primary regulatory agency in the province responsible for ensuring the provision of safe drinking water and protection of water supply sources. The Water Security Agency brings all core aspects of water management together in one agency and strengthens drinking water protection by bringing source to tap protection activities into a single agency.

The Government of Saskatchewan is committed to support communities and keeping our province as a safe place to live and work. Ensuring safe drinking and sustainable drinking water, effective wastewater treatment and protection of source waters remains a high priority for Saskatchewan. Our government will continue to deliver and build on our commitments to Saskatchewan people.

The initiatives pursued in 2017-18, and the results achieved in the areas of drinking water management, ensuring effective wastewater treatment and protection of source waters are communicated to the legislature and to the people of Saskatchewan through this report. The work of protecting our drinking water and source waters is ongoing and this report helps to inform future planning and resource allocation for upcoming years.

The 2017-18 Annual Report demonstrates progress towards the commitments that relate to drinking water and source water protection activities of involved agencies and ministries as of March 31, 2018.

Respectfully submitted,

A handwritten signature in black ink, appearing to read 'Dustin Duncan', with a long horizontal flourish extending to the right.

Dustin Duncan
Minister Responsible for Saskatchewan Water Security Agency

Letters of Transmittal



Susan E. Ross
President and
Chief Executive Officer

To the Honourable Dustin Duncan
Minister Responsible for Saskatchewan Water Security Agency

I respectfully submit the Annual Report on the State of Drinking Water Quality in Saskatchewan for the fiscal year ending March 31, 2018. I acknowledge responsibility for this 2017-18 report and declare the information contained within this report is accurate, complete and reliable.

The 2017-18 report describes the drinking water related activities of agencies and ministries involved in drinking water and source water protection activities in Saskatchewan. Key partners in protecting and improving Saskatchewan drinking water supplies and source waters include the Water Security Agency, the Ministry of Environment, the Ministry of Health, the Saskatchewan Health Authority, SaskWater, the Ministry of Government Relations and the Ministry of Agriculture.

On behalf of the key partners, the Water Security Agency provides information on our collective accomplishments in the protection and conservation of drinking water and related source water resources during 2017-18. In general, performance in addressing drinking water quality and source water protection management in Saskatchewan has paralleled or exceeded performance of other Canadian provinces where similar strategic initiatives are in place.

The management of drinking water, wastewater and source water supplies is a priority for the Water Security Agency. This commitment remains in the present and in the future to ensure that all stakeholders are engaged and supported as partners in the management of drinking water supplies and the groundwater and watersheds that supply them. Through ongoing actions under the 25 Year Saskatchewan Water Security Plan, the Water Security Agency and its partners will continue to prevent and reduce risks to the health of people and the environment and to ensure safe and sustainable drinking water and wastewater.

The provision of safe drinking water is a vital component in the protection of public health and disease prevention and therefore essential for the health and well-being of Saskatchewan's citizens. High quality water is important for maintaining natural ecosystems and the species that depend upon them, ensuring the productivity of industry, sustaining commerce and for sustaining growth in the province. This annual report on the status of drinking water outlines the activities undertaken in 2017-18 to improve and maintain safe drinking water, effective wastewater treatment and source water protection through responsive and responsible government.

Respectfully submitted,



Susan E. Ross
President and Chief Executive Officer
Water Security Agency

Introduction

This annual report presents the activities and results of various agencies in managing drinking water in Saskatchewan for the fiscal year ending March 31, 2018. It reports to the public and elected officials on public commitments made and other key accomplishments of ministries and agencies engaged in drinking water management in Saskatchewan.

This is the 16th Annual Report on the Status of Drinking Water in Saskatchewan. This report is intended to inform residents and elected officials of Saskatchewan of the status of drinking water quality, waterworks infrastructure, source water protection and water-related items and measures in the province over the April 1, 2017 to March 31, 2018 period. The report is a legislated requirement under *The Environmental Management and Protection Act, 2010* and demonstrates the commitment of agencies and ministries engaged in drinking water management to effective public performance reporting, transparency and accountability to the public.

The 2017-18 Annual Report covers the same key measures related to the status of drinking water provided in previous years. Some portions of the report have been added to provide greater insight into trends in water quality and related performance measures over time. There have been no recent changes to *The Environmental Management and Protection Act, 2010*, *The Waterworks and Sewage Works Regulations* and *The Health Hazard Regulations* that govern drinking water quality.

Background on Drinking Water

Safe drinking water is a vital component in the protection of public health and disease prevention and is therefore essential for the health and well-being of Saskatchewan's citizens. High quality water is important for maintaining natural ecosystems and the species that depend upon them, ensuring the productivity of industry, sustaining commerce and for sustaining growth in the province. The quality of drinking water, the condition of systems that produce it and the protection of source waters remains an important public health, environmental and growth related issue in Saskatchewan.

The report outlines the roles, responsibilities and resources of agencies and ministries involved in water management, as well as the regulatory framework and activities undertaken by the Government of Saskatchewan to manage drinking water. The report also discusses operator certification, drinking water quality monitoring, wastewater management, source protection, information management systems and public education initiatives, which are key actions and indicators of performance in improving drinking water quality in Saskatchewan. This report is completed annually in accordance with recommendation 26(d) of the *Report of the Commission of Inquiry into matters relating to the safety of the public drinking water supply in the City of North Battleford, March 28, 2002*. Recommendation 26(d) notes "that The Environmental Management and Protection Act be amended to: (d) provide that the unit produce an annual report to the legislature on the state of drinking water quality in the province." The "*Report of the Commission of Inquiry*" is available from the Water Security Agency.

This report includes contributions from the Water Security Agency, the Saskatchewan ministries of Environment (ENV), Health, Government Relations (GR) and Agriculture (AG), as well as material provided by SaskWater. The Water Security Agency's Regulatory Division compiled the report.

An Overview of the Drinking Water Management System and Water Management Agency Roles in Saskatchewan

Since the waterborne disease outbreaks of May 2000 in Walkerton, Ontario and spring 2001 in North Battleford, Saskatchewan, the Government of Saskatchewan has maintained a heightened and focused effort to improve drinking water supplies and protect source waters in the province. The intent of these efforts is to provide safe drinking water. These actions are also intended to reassure the citizens of the province that government is helping to ensure our drinking water is safe.

Several ministries and agencies are involved in the governance, protection and/or provision of drinking water supplies and source waters in Saskatchewan at various times over the 2017-18 fiscal year, including the Water Security Agency, the ministries of Environment, Health, Government Relations and Agriculture, the Saskatchewan Health Authority (previously Regional Health Authorities), and SaskWater.

The Water Security Agency is a Treasury Board Crown Corporation created in October 2012 by bringing together:

- ⇒ all programs of the former Saskatchewan Watershed Authority, including drinking and waste water, aquatic habitat protection permitting, and water quality management programs of the Ministry of Environment;
- ⇒ the M1 Canal and East Side Pump Plant, and water pumping equipment rental program of the Ministry of Agriculture; and
- ⇒ limited scope pipelines from the Ministry of Health.

The Water Security Agency is currently responsible for managing the water supply, protecting water quality, ensuring safe drinking water, managing dams and water supply channels, reducing flood and drought damage and providing information on water. The agency works to integrate all aspects of provincial water management to ensure water supplies support economic growth, quality of life and environmental well-being.

The following is a summary of the major roles, priorities and actions of each of the government ministries and agencies involved in drinking water management and source water protection.

Water Security Agency

Formed in October 2012, The Water Security Agency assumed the primary role in water management of the former Saskatchewan Watershed Authority and the Saskatchewan Ministry of Environment.

The Water Security Agency:

- ⇒ leads ongoing planning, implementation and reporting associated with drinking water governance and management to which all participating ministries and agencies contribute;
- ⇒ implements, inspects and regulates compliance for 573 licensed municipal waterworks, 75 permitted pipelines, 35 regional or provincial park waterworks, 130 other permitted waterworks (such as trailer courts, limited scope pipelines, institutions and Hutterite colonies), and 611 wastewater facilities under *The Waterworks and Sewage Works Regulations*. There are also 26 industrial waterworks bringing the total to 839 waterworks regulated under *The Waterworks and Sewage Works Regulations*;
- ⇒ issues permits for construction and operation of water and wastewater works;
- ⇒ develops policies, protocols, water quality standards and guidelines to support protection of drinking water and implementation of *The Waterworks and Sewage Works Regulations*;
- ⇒ liaises with the Operator Certification Board (OCB);
- ⇒ manages the Water Security Agency's/Ministry of Environment's drinking water information system, Environmental Management System (EMS) that houses water quality and inspection data for all agency/ministry regulated waterworks and wastewater works in the province;
- ⇒ monitors surface water quality at primary surface water quality stations across the province;
- ⇒ manages the <http://www.saskh2o.ca/> website that supplies a broad range of drinking water related information gathered from water management authorities within the province.
- ⇒ monitors source (surface/ground) water;
- ⇒ regulates agricultural water management practices;

- ⇒ regulates construction in or near water through issuance of Aquatic Habitat Protection Permits;
- ⇒ provides flood forecasting and identifies flood susceptible areas;
- ⇒ leads watershed and aquifer planning;
- ⇒ owns, operates and maintains water management infrastructure;
- ⇒ provides waterworks source water approval (except municipal); and
- ⇒ allocates ground and surface water for use.

Saskatchewan Ministry of Environment

- ⇒ implements, inspects and regulates compliance for 26 industrial waterworks and three related sewage works facilities under *The Waterworks and Sewage Works Regulations*;
- ⇒ issues permits for operation of water and wastewater works at industrial facilities;
- ⇒ develops policies, protocols, and guidelines to support protection of drinking water and implementation of *The Waterworks and Sewage Works Regulations* at regulated industrial facilities; and
- ⇒ conducts environmental compliance audits on Water Security Agency regulated residential waterworks and wastewater works.

Saskatchewan Ministry of Government Relations

- ⇒ provides financial assistance for water infrastructure through the New Building Canada Fund (NBCF), the Clean Water and Wastewater Fund (CWWF) and the Northern Water and Sewer Program for 2017-18;
- ⇒ legislates and regulates pricing policies and capital investment strategies for municipal waterworks; and
- ⇒ legislates and regulates municipal protection of water sources through planning bylaws.

Saskatchewan Ministry of Health/Saskatchewan Health Authority

- ⇒ inspects for compliance at semi-public waterworks and certain other waterworks as required by *The Health Hazard Regulations*;
- ⇒ manages data systems for public health inspectors and laboratory information;
- ⇒ analyzes water through the Roy Romanow Provincial Laboratory (formerly known as the Saskatchewan Disease Control Laboratory); and
- ⇒ provides advice and addresses waterborne illnesses.

Saskatchewan Ministry of Agriculture

- ⇒ has responsibility under The Agricultural Operations Act for intensive livestock provisions;
- ⇒ administers *The Irrigation Act, 1996* and provides water-related advice;
- ⇒ provides pesticide (applicator) licences under *The Pest Control Products (Saskatchewan) Act*;
- ⇒ conducts research, demonstrations and technology transfer; and
- ⇒ offers environmental programming under the Canadian Agricultural Partnership.

SaskWater

- ⇒ a commercial Crown water utility, helping communities, First Nations and industry gain access to safe, reliable and sustainable water and wastewater services. SaskWater's core lines of business include:
 - ⇒ potable water supply
 - ⇒ non-potable water supply;
 - ⇒ wastewater treatment and management;
 - ⇒ certified operation and maintenance (COM) for customer-owned systems;
 - ⇒ project management;
 - ⇒ leak detection audits;
 - ⇒ water and wastewater training; and
 - ⇒ ROAM remote monitoring services.

The Water Security Agency, the Ministry of Health and the Saskatchewan Health Authority continue to deliver water and wastewater programming and governance through a system of centralized planning, protocol and standards development and regionalized inspection and compliance services.

At the end of the 2017-18 fiscal year, the Water Security Agency's staff complement totaled 30 full time equivalents (FTEs), including three FTEs devoted primarily to water information management, for delivery of all aspects of the agency's drinking water and wastewater management activities.

The Ministry of Health's Roy Romanow Provincial Laboratory has 18 FTEs dedicated to water testing and the accreditation program in support of the Safe Drinking Water Strategy. Saskatchewan Health Authority public health inspectors, medical health officers and public health nurses also play a role in water related activities (i.e., semi-public water supply inspection, issuance of Emergency Boil Water Orders (EBWO) and waterborne disease investigations).

The Ministry of Agriculture has nine FTEs that deliver intensive livestock inspection and regulatory approval services to ensure protection of water resources from intensive livestock operations. Two additional full time positions provide technical assistance to address environmental issues related to livestock development. The ministry also develops and distributes management and technology information for conservation, grazing and crop production practices that reduce and/or minimize impacts to water resources. Three FTEs deliver pesticide regulatory services.

Saskatchewan Polytechnic offers pesticide applicator courses. There are currently 2107 licensed pesticide applicators in the province.

The Ministry of Agriculture administers *The Irrigation Act, 1996*. The legislation ensures soils and water are suitable for sustainable irrigation. Irrigation soils, water quality and water tables are monitored for sustainability.

The water-related programming by the Ministry of Government Relations is mainly provided through centralized policy development and program delivery services.

Key partners outside the provincial government include the federal government through the Clean Water and Wastewater Fund, New Building Canada Fund, Federal Gas Tax Program, municipalities and other waterworks owners, the Saskatchewan Urban Municipalities Association (SUMA), the Saskatchewan Association of Rural Municipalities (SARM), the Saskatchewan Water and Wastewater Association (SWWA) and the Operator Certification Board (OCB). SWWA and the OCB have been instrumental in advancing waterworks operator certification in the province. The OCB is appointed by government, but operates at arm's length in considering the qualification and standing of water and wastewater works operators in the province. Key stakeholders are consulted on a periodic basis to aid in the ongoing development and delivery of drinking water and wastewater-related programming and activities of the Government of Saskatchewan.

The following sections of the report provide information on the status of drinking water in Saskatchewan during 2017-18. Further information on drinking water quality is available on the SaskH2O website <http://www.saskh2o.ca/>, and on the Water Security Agency's website at: www.wsask.ca. Additional detailed background information regarding drinking water quality in Saskatchewan is available at <http://www.saskh2o.ca/news.asp>, and <http://www.saskh2o.ca/MyDrinkingWater.asp>. The following sections also report on the significant actions and the performance levels in achieving key indicators for the improvement in drinking water and related protection and enhancement measures.

Transparency regarding the status of drinking water improves trust in drinking water supplies and the waterworks systems that produce it. Public reporting furthers the accountability of the ministries and agencies that manage and govern drinking water in the province.

Progress in 2017-18

This section presents the key results, activities, accomplishments and outcomes in 2017-18, relating to the protection and status of drinking water in Saskatchewan.

Ministries and agencies engaged in drinking water management in Saskatchewan use performance information to assess overall progress towards improving the safety and management of drinking water in the province. In turn, reviews and assessments each year allow and direct the most effective adjustment of future plans and actions to address priority elements. Water Security Agency management affirms that all major external factors that could have an impact on performance results have been identified and explained. Additionally, significant efforts have been made to ensure performance data is valid through ongoing review and validation of data. In general, performance in addressing drinking water quality and source water protection management in Saskatchewan has paralleled or exceeded performance of other Canadian provinces where similar strategic initiatives are in place.

The results for key actions provided below are organized by common activities focusing on various components of drinking water and source water protection and a report on actual progress. The following is a summary of the most significant achievements related to drinking water and source water status and protection in Saskatchewan during 2017-18. Further information is available by contacting the Water Security Agency at 306-694-3900 or visiting at <http://www.saskh2o.ca>.

Assessment of the State of Drinking Water in Saskatchewan

The assessment of the state of drinking water in Saskatchewan is presented in a manner consistent with previous reports so that key measures provide a continuous and ongoing history.

Waterworks systems and operations provide safe, clean and sustainable drinking water

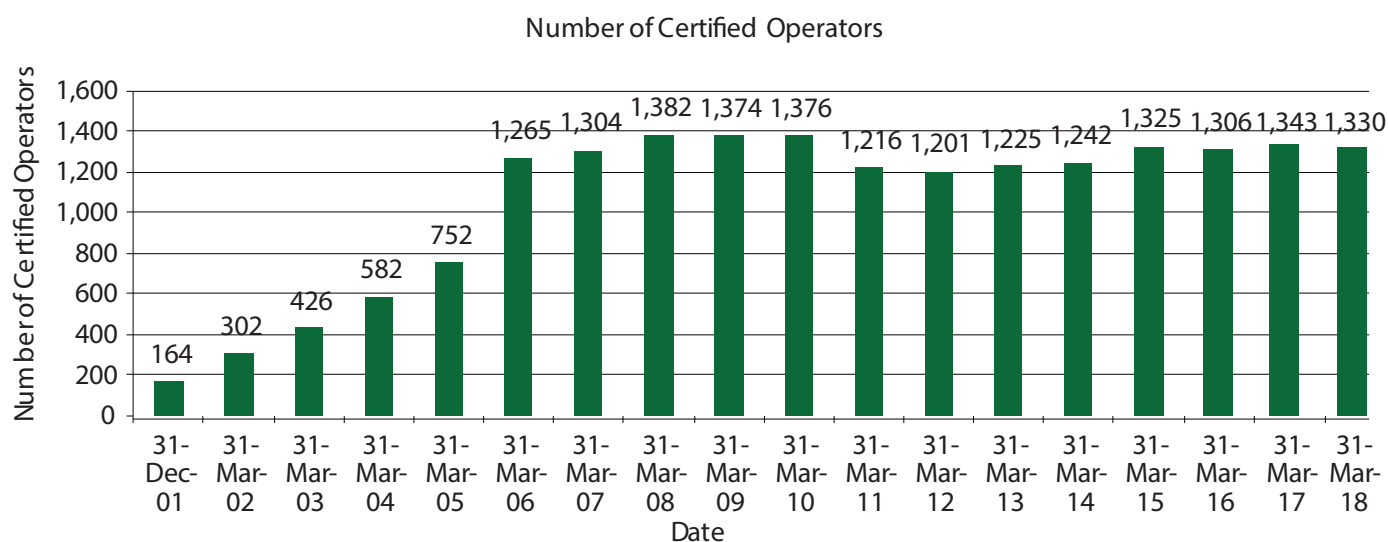
Waterworks staff are capable and well-trained

Provision of safe drinking water is highly reliant on the knowledge and capabilities of waterworks operators and the manner in which they apply their skills to produce and monitor the quality of drinking water. Along with source water protection, sound and capable infrastructure, water quality monitoring, and knowledgeable operators, are some of the elements of a “multi-barrier approach” to ensure safe drinking water. The following reports on statistics and a key measure related to ensuring waterworks operational staff are capable and well trained as of March 31, 2018.

State of Drinking Water Quality – Waterworks Staff are Capable and Well-Trained

Figure 1 provides a historical summary of the number of operators certified to date. As of March 31, 2018, there were 1,330 active certified operators reported by the Saskatchewan Operator Certification Board (OCB). These are all the certified operators in Saskatchewan, including those who operate waterworks that are not regulated by the Water Security Agency. Indigenous Services Canada (ISC) requires First Nations operators to become certified by the same criteria of education, experience and examination as operators mandated by the Water Security Agency. There were 155 First Nations operators certified at the end of this fiscal year. In addition, there are 11 operators working in federal facilities such as parks or correctional centers. In addition to the 1,330 active/current operators, 82 were overdue as of March 31, 2018 for their certification renewal and are not counted in the total of active operators.

Figure 1: Certified Operator Statistics, December 2001 to March 31, 2017



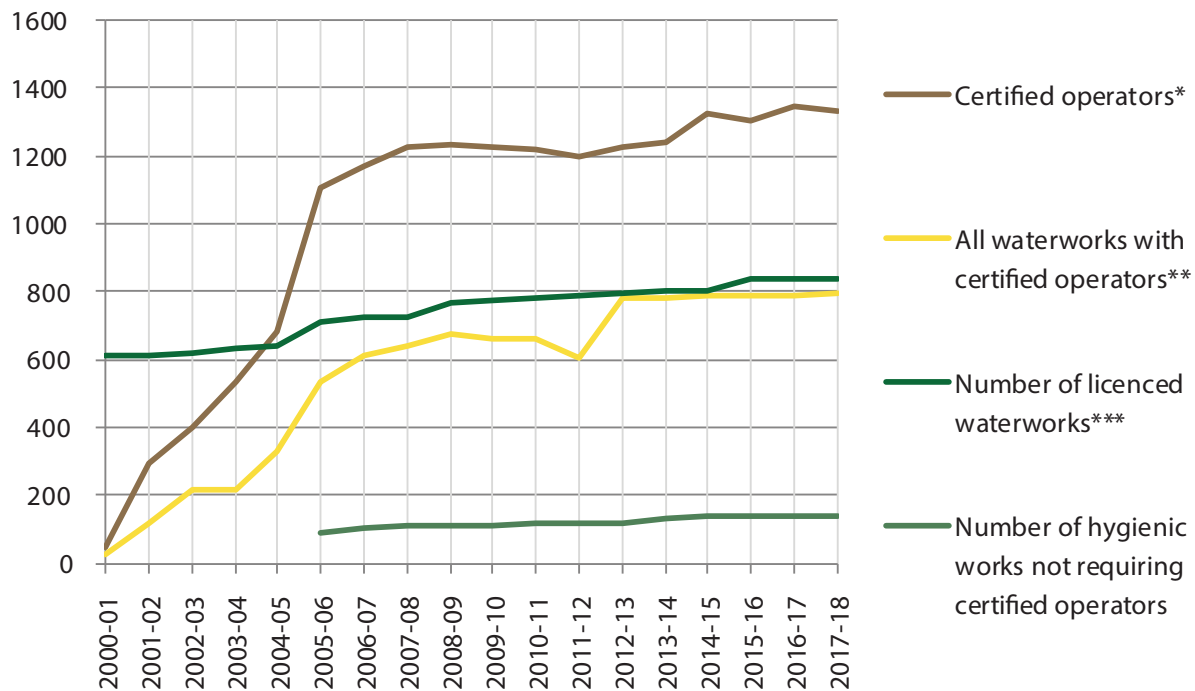
Source: Operator Certification Board certification records database

As of March 31, 2018, a total of 2,929 waterworks or sewage works operators had been certified by the Saskatchewan OCB Board since that organization began to formally certify operators in 2002. Of the total certified operators to date, 1,330 operators retained full active certification as of March 31, 2018.

During 2017-18, approximately 86 per cent of operators receiving renewal notification from the OCB renewed their certification. This is a decrease from 2016-17, when 88 per cent of operators renewed their certification on notification by the OCB. There is still an issue with late applications for renewal by operators and a higher rate of retirements by operators. The OCB is following up with operators and waterworks owners to resolve outstanding operator certification requirements.

The OCB continued to certify water and wastewater works operators throughout 2017-18. As of March 31, 2018, there were approximately 683 waterworks licensed by the Water Security Agency with at least one certified operator, regional operator or contract operator (Table 1). Some operators continue to take exams and are obtaining certification, or upgrading certification levels and categories. Some smaller municipal waterworks do not require a certified operator and instead have a trained operator as required by regulation. Some facilities sought hygienic classification, which does not require a certified operator. The Water Security Agency continues to work with municipalities, waterworks owners and others to maintain and to advance the implementation of operator certification and continuing education in the province. As of March 31, 2018, 681 communities regulated by the Water Security Agency employ a certified operator or regional operator to oversee the operation of waterworks. Twenty-three out of 611 permitted wastewater facilities did not employ a certified operator. All 23 non-certified operators were operating lagoon systems.

Figure 2: Certification trends for waterworks since 2000-01



* Operators working in all waterworks including Water Security Agency regulated facilities

** Includes all waterworks with certified operators in the province

*** Licensed works includes municipal water treatment works, municipal water distribution systems, pipelines and large privately or government owned waterworks regulated by the Water Security Agency. These values include hygienic waterworks that do not require a certified operator

Source: Operator Certification Board database and Water Security Agency, Environmental Management System.

Table 1 provides information on the number of operators certified at various levels in all categories of the water and wastewater treatment industry in Saskatchewan during 2017-18.

Table 1: Distribution of certified operators at water and wastewater works - fiscal year 2017-18*

System Classification ¹	Water Treatment	Water Distribution	Wastewater Treatment	Wastewater Collection
Small System ²	108	128	84	97
Class-1	434	530	545	510
Class-2	369	419	138	210
Class-3	80	46	21	19
Class-4	61	14	31	12
Total	1052	1137	819	848

¹ Waterworks system classification is defined by the complexity and size of the waterworks in accordance with standard parameters adopted from the Associated Boards of Certification (ABC). More information on waterworks system classification is available from the Operator Certification Standards EPB 539 (see <http://www.sask20.ca/pdf/epb539.pdf>).

² There are several types of Small Systems. A Small Water System is defined as a Class-1 groundwater treatment and/or Class-1 distribution system, serving fewer than 500 people. Small treated drinking water pipelines serving fewer than 500 people can be classified as Small Systems and some of their operators have become certified as Small System operators and are shown only under Water Distribution. A Small Wastewater System is a Class-1 wastewater treatment system (generally a lagoon system) and/or a Class-1 collection system serving fewer than 500 people.

*Note: Table 1 does not include operators that are overdue in certificate renewal as of March 31, 2018. Source: Operator Certification Board Database

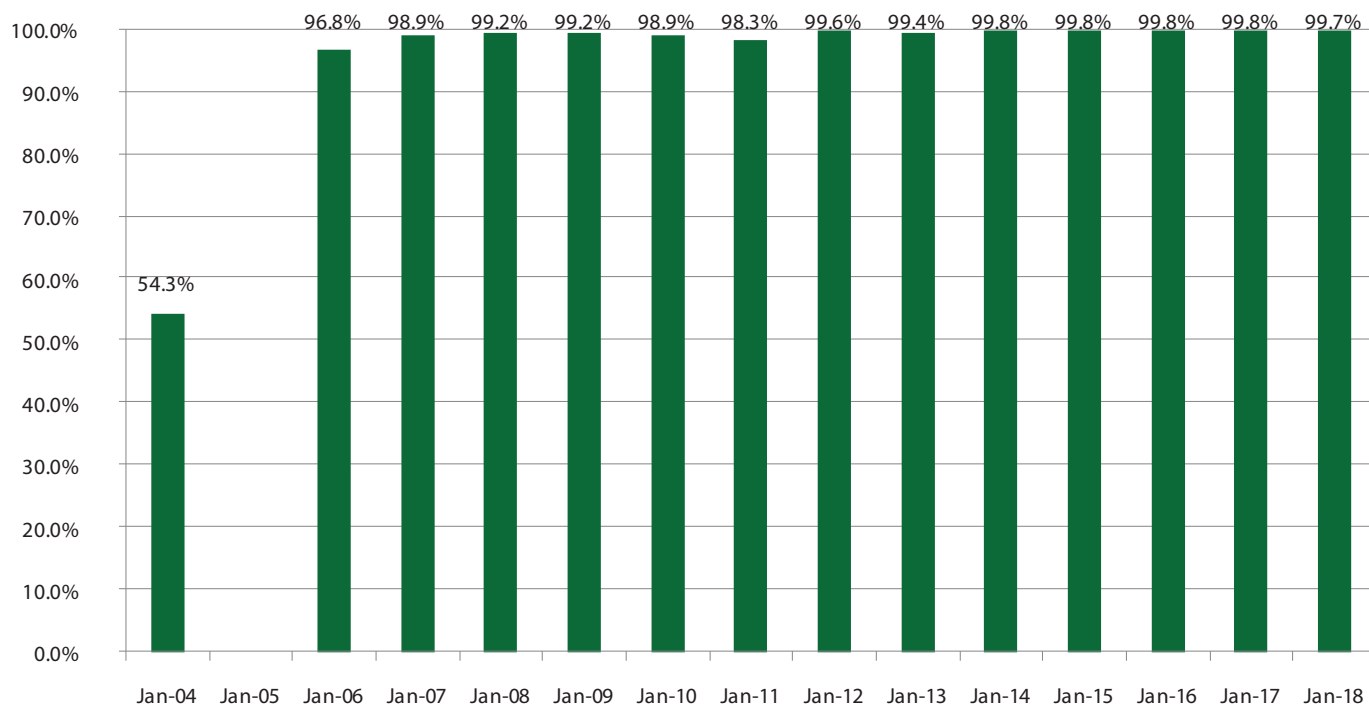
Source: Operator Certification Board Database

The number of certified operators applying for initial certification during the 2017-18 fiscal year was 128, and there were 149 operators who applied to upgrade their certification by either increasing their level of certification or adding new categories of certification. A summary of communities with Certified Operators and Operator Classification, updated after each OCB meeting, is available on the OCB website at <http://www.saskocb.ca>.

Measurement Results

Per cent of communities with human consumptive waterworks whose operators have received some level of certification

Figure 3: Per cent of communities with human consumptive waterworks whose operators have received some level of certification



Source: Water Security Agency – Environmental Management System

As of March 31, 2018, 99.7 per cent of communities with human consumptive waterworks have operators that have achieved some level of certification (Figure 3). This represents a decrease of 0.1 per cent in compliance from the previous year when 99.8 per cent of community waterworks had an operator certified to some level. Over 99 per cent of the population served by a community (municipal) human consumptive waterworks have an operator that has received full certification or some level of training (completed any approved training courses). As of March 31, 2018, only two communities, Beatty and Albertville did not employ a certified operator or regional operator to oversee the operation of their waterworks. Knowledgeable, certified operators help to ensure safe drinking water. No calculation of community based waterworks operator certification percentage was made in 2005

Compliance with operator certification is primarily controlled by the owner of the waterworks, but also requires cooperation from the waterworks operator(s). Acceptance and uptake of operator certification is key to ensuring the delivery of safe drinking water. As a point of comparison, Alberta's (population 4.1 million) mandatory certification program took effect on January 1, 1983 and its program currently has approximately 2666 certified operators. Currently, there is no cost for its certification examinations, applications and renewals. Saskatchewan (population approximately 1.1 million) has 1,330 certified operators. Examinations cost about \$80, and certification and renewal fees (every two years) are \$150. Compared with Alberta, Saskatchewan's certification program has progressed significantly since its inception in 2000.

Infrastructure produces water that meets the national guidelines

Infrastructure design, capability, condition and maintenance are critical in the production of safe drinking water. Standards, incentives, requirements, compliance measures and implementation plans are also important to ensure that waterworks are operated and monitored to achieve drinking water of a quality that protects human health. The "Guidelines for Canadian Drinking Water Quality – Summary Table" (see: https://www.canada.ca/content/dam/hc-sc/migration/hc-sc/ewh-semt/alt_formats/pdf/pubs/water-eau/sum_guide-res_recom/sum_guide-res_recom-eng.pdf), are used in Canada as the definitive measure of science-based safety criteria for drinking water. Saskatchewan

has adopted the guidelines as standards (see: <http://www.saskh2o.ca/pdf/epb507.pdf>). The following reports on key measures and statistics related to ensuring that infrastructure produces water that meets national drinking water quality guidelines.

State of Drinking Water Quality – Infrastructure Produces Water That Meets the National Guidelines

In terms of the status of drinking water in Saskatchewan, the bacteriological quality of water is a critical parameter because, when the related standards are exceeded, there is a possibility of rapid significant health effects for consumers. Saskatchewan uses coliform bacteria and E. coli bacteria as indicators of the quality of drinking water. The Ministry of Health – Roy Romanow Provincial Laboratory and the Saskatchewan Research Council employed routine analysis for E. coli during the fiscal year to help improve the meaning and speed of monitoring results. Saskatchewan's standards for bacteriological drinking water quality are more stringent than the Guidelines for Canadian Drinking Water Quality.

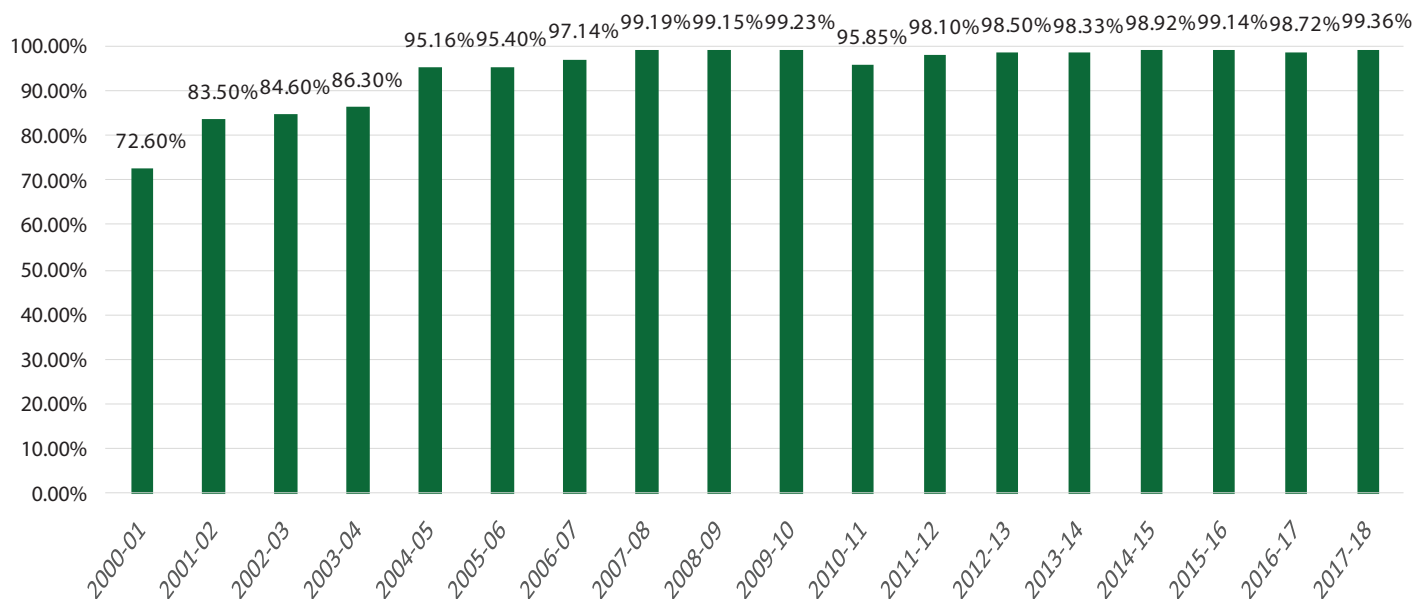
The number of samples required for bacteriological water quality monitoring of a waterworks is based on the number of people served by the system (see "Municipal Drinking Water Quality Monitoring Guidelines" at <http://www.saskh2o.ca/foroperators.asp>), or go directly to <http://www.saskh2o.ca/DWBinder/epb202.pdf>. When a routine water sample shows the presence of bacteria, follow-up activities including repeat sampling are performed. Typically, the Water Security Agency issues Emergency Boil Water Orders (EBWOs) when confirmed bacteriological contaminations or related problems arise at waterworks; however, there were no such instances in 2017-18.

During 2017-18, there were 21,574 valid Municipal Human Consumptive Use routine bacteriological water quality samples submitted of which 96 samples (0.445 per cent) exceeded the water quality standards of zero total coliforms, zero E. coli or greater than 200 background bacteria per 100 millilitres of water. During 2017-18, more routine bacteriological water quality samples were submitted from municipal waterworks regulated by the Water Security Agency than were required by permit requirements. A total of 21,574 routine bacteriological samples were submitted, 2,058 more than the required number, equating to a sample submission rate of 110.55 per cent. During 2016-17, there were 21,890 valid routine bacteriological water quality samples submitted of which 122 samples (0.557 per cent) exceeded the water quality standards. For the same period, a total of 21,890 out of 19,491 (112.31 per cent) of the required regular samples for bacteriological water quality were submitted from municipal waterworks regulated by the Water Security Agency.

Measurement Results

Per cent of facilities that meet bacteriological guidelines 90 per cent of the time

Figure 4: Bacteriological standards compliance



Source: Water Security Agency - Environmental Management System

In 2017-18, there was a 0.64 per cent increase in compliance with bacteriological standards for municipal human consumptive waterworks (90 per cent of the time), when compared with the previous fiscal year. Water Security Agency staff continue to work to ensure municipalities and the operators of the community water supplies recognize the importance of meeting bacteriological water quality standards as a means to protect consumer health in the future.

In terms of longer trends, there has generally been a net increase in compliance with bacteriological water quality standards (90 per cent of the time), over the past 18 fiscal years with a 26.76 per cent increase in compliance, from 72.6 per cent in 2000-01 to 99.36 per cent in 2017-18 (Figure 4). The longer term increase in compliance with standards is the result of increased inspection and follow-up on water quality sampling results by the Water Security Agency, as well as increased attention to water treatment and monitoring

by waterworks owners and operators. In 2017-18, the Water Security Agency issued two Precautionary Drinking Water Advisories resulting from detection of E. coli contamination in routine water quality samples submitted by the waterworks.

The bacteriological quality of drinking water is important since contamination of this type can result in significant illness within a short period of time. Compliance with bacteriological water quality standards was selected as a reportable performance measure since it provides a good indication of drinking water quality, which is important to consumers. Tracking compliance with bacteriological standards over several years indicates a positive trend. Compliance with this measure is primarily controlled by the owner of the waterworks, but also requires cooperation from the waterworks operator(s) in achieving bacteriological water quality compliance. Ongoing inspection and interaction with waterworks owners and operators is conducted to sustain good performance in achieving water that is safe from bacteriological threats.

There were 63 Municipal Human Consumptive Use waterworks in the province that exceeded the bacteriological standards at least one time during 2017-18. During the same period, there were three waterworks that had more than ten per cent of routine bacteriological water samples show the presence of bacteria (Big River, Fenwood and Kendal). This is a decrease from 2016-17, when there were 73 Municipal Human Consumptive Use waterworks in the province that exceeded the bacteriological standards at least one time.

Turbidity describes water cloudiness and is an indirect measure of the number of suspended particles in water. Turbidity is a good indicator of the effectiveness of a water treatment system and is important because turbid water can harbour disease-causing organisms. If excessive turbidity is present, the effectiveness of disinfection of drinking water can be impaired. Waterworks regulated by the Water Security Agency are required to measure turbidity at least on a daily basis as a means to track water treatment system performance.

The Water Security Agency's turbidity standards are consistent with the Guidelines for Canadian Drinking Water Quality, Seventh Edition. During phase-in of the turbidity standards, the Water Security Agency generally applied a turbidity standard of 1.0 Nephelometric Turbidity Units (NTU) for existing waterworks. The provincial turbidity standards presently in effect are: 0.1 NTU for membrane filtration systems; 0.3 NTU for conventional filtration systems, and 1.0 NTU for slow sand filtration and groundwater-based systems. As in past years during the 2017-18 fiscal year, on-site monitoring for turbidity and record keeping continued to be a requirement and these records were checked during site inspections by environmental project officers. Any turbidity related upsets were addressed through provision of advice on system repairs, reservoir cleaning, distribution system flushing and verification through water quality monitoring.

Water Security Agency staff continued to ensure that waterworks owners and operators track turbidity- monitoring results and manage turbidity-related water quality problems. There were 28 Precautionary Drinking Water Advisories (PDWAs) issued during 2017-18, or 3.8 per cent of all PDWAs issued, when turbidity related problems arose at waterworks. Turbidity testing results continue to be reported in conjunction with information submitted with regular bacteriological samples.

The range of turbidity results tested by all agencies in 2017-18, (municipal, private, and government owners) is shown in Table 2.

Table 2: Range of turbidity testing results – 2017-18

Turbidity Range (NTU)	Samples	Per Cent Samples	Systems*
0 – 1	29868	94.10%	641
1 – 2	1112	3.30%	199
2 – 3	341	1.07%	90
3 – 4	204	0.64%	43
4 – 5	116	0.37%	43
5+	101	0.32%	32
Totals	32,707	100%	N/A*

* The total number of systems is not applicable as some systems reported turbidity testing results in more than one range of turbidity values. There are a total of 839 waterworks systems regulated by the Water Security Agency.

Source: Water Security Agency - Environmental Management System

Disinfection is widely used in Saskatchewan and Canada as one of the key methods to prevent the spread of waterborne disease. Most disinfection of drinking water in the province is performed using chlorine-based products. Unless otherwise permitted, waterworks regulated by the Water Security Agency are required to maintain:

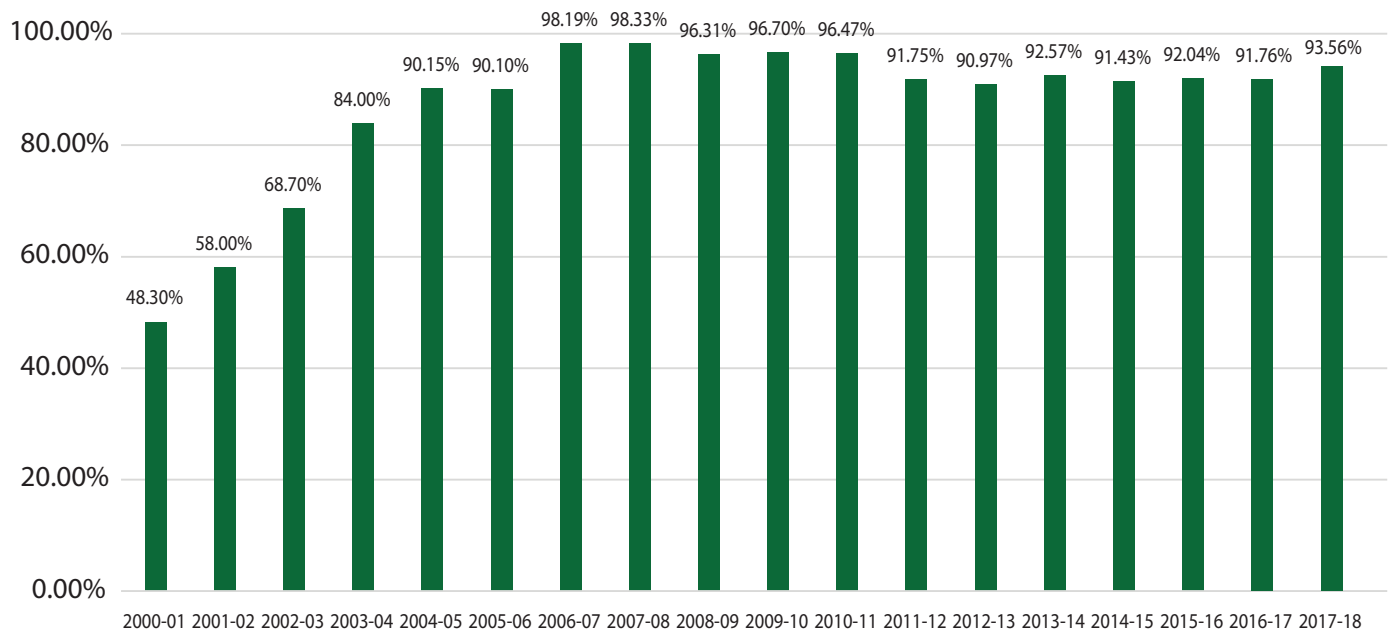
- (a) a free chlorine residual of not less than 0.1 milligrams per litre (mg/L) in the water entering a distribution system; and
- (b) a total chlorine residual of not less than 0.5 mg/L or a free chlorine residual of not less than 0.1 mg/L in the water throughout the distribution system; and
- (c) chlorine residuals are expected to be within regulatory limits 90 per cent of the time.

Chlorine disinfectant monitoring usually includes two tests: total chlorine residual and free chlorine residual, which are done from samples collected from the water distribution system. Free chlorine residual in drinking water is important in providing lasting protection in water distribution systems. Total chlorine residual is helpful for waterworks operators to understand the effectiveness of disinfection and to judge cleanliness of the water distribution system. On-site monitoring for chlorine residual and associated record keeping is required and these records are checked during site inspections by Water Security Agency’s environmental project officers. During 2017-18, the Water Security Agency issued 18 Precautionary Drinking Water Advisories as a result of chlorination or disinfection-related concerns or problems at water treatment plants or in drinking water distribution or pipeline systems.

Measurement Results

Per cent of waterworks [regulated by the Water Security Agency] that meet disinfection requirements 90 per cent of the time

Figure 5: Disinfection standard compliance



Source: Water Security Agency – Environmental Management System

There has been a slight improvement in compliance with the disinfection standards over the past fiscal year to 93.56 per cent in 2017-18 compared to 91.67 per cent in 2016-17 (Figure 5). The increase from the 2016-17 fiscal is not considered significant. The compliance rate remains significantly above the 2000-01 compliance rates of 48.30 per cent of facilities meeting disinfection requirements.

Communities that failed to consistently achieve disinfection compliance this fiscal included Allan, Carnduff, Coronach, Dore Lake, Evesham, Glen Ewen, Gray, Gull Lake, Halbrite, Lafleche, Lampman, Loon Lake, Love, Macrorie, Moose Jaw, North Portal, Pelican Narrows, Pennant, Radisson, Riceton, Semans, Shellbrook, Simpson, Smiley, Southey, Stony Beach, Strongfield, Wiseton, Wishart, Wollaston Lake and Zelma. In instances where low disinfectant levels were detected and reported, Water Security Agency staff followed up with the waterworks owners/operators to resolve the problems.

Proper disinfection of drinking water is one of the most important ways to ensure safe drinking water and prevent the outbreak of waterborne diseases. Compliance with chlorine residual requirements was selected as a measure since it provides a good indication of drinking water protection, which is important to consumers. Compliance with this measure is primarily controlled by the owner of the waterworks, but also requires cooperation from the waterworks operator(s) in achieving disinfection standards compliance. The ongoing inspection and interaction with waterworks owners and operators is necessary to ensure that water is safe from bacteriological threats and meets disinfection standards.

The Water Security Agency uses the *Guidelines for Canadian Drinking Water Quality* as the basis for the water quality standards found in *The Waterworks and Sewage Works Regulations*. These standards are included in each new or renewed waterworks permit. Permitting for municipal waterworks continued though the 2017-18 fiscal year. A total of 211 waterworks operational permits were issued or renewed. An additional 28 waterworks operational permits were amended during the reporting period. The drinking water quality standards for “chemical-health” included in the former *The Water Regulations, 2002* were mandatory as of December 2010, for existing waterworks and take effect upon the start-up of any new waterworks. Several new or updated drinking water quality standards were included in *The Waterworks and Sewage Works Regulation* and will take effect on July 1, 2020. Another 150 wastewater works operational permits were also issued, renewed or amended during the reporting period.

During 2017-18 the Federal-Provincial-Territorial Committee on Drinking Water (CDW), on which the Water Security Agency participates, posted the final Water Talk guidance document for Perfluoroalkylated substances. In 2017-18, CDW posted guidelines for Uranium, Enteric Viruses, Quantitative Microbial Risk Assessment and Copper for public consultation. In 2017-18, the committee initiated or continued work on the review of drinking water quality guidelines for bacteriological - Total Coliforms, protozoa, enteric viruses, bacteriological - E. coli, bacteriological - Heterotrophic Plate Count, Bacteriological – enterococci, 2,4-D, aluminum, manganese, lead, barium, bromate, uranium, strontium, copper, perfluorooctanesulfonic acid/perfluorooctanoic acid (PFOS/PFOA), Natural Organic Matter, cadmium, chloramines, chromium, cyanobacterial toxins, 1,4-dioxane, Quantitative Microbial Risk Assessment, and other chemicals. Additionally, the committee initiated work on the withdrawal of drinking water quality guidelines for 19 currently-listed substances, including 15 pesticides and four other chemical substances due to limited exposure in water or the substances having been phased out of production/availability.

Drinking water health and toxicity parameters include a range of naturally occurring substances (arsenic, barium, boron, lead, nitrate, selenium, uranium, etc.), and other substances, such as trihalomethanes, which may be produced during chlorine based disinfection processes. These substances represent a small potential for adverse health effects over longer time periods. While the safety gains associated with eliminating microbial threats far outweighs any possible adverse health risks associated with disinfection by-products, it is important to monitor to ensure they remain within safe levels. A complete list of the health and toxicity substances monitored at Water Security Agency- regulated waterworks is available at <http://www.saskh2o.ca/foroperators.asp> (see “Municipal Drinking Water Quality Monitoring Guidelines”, or go directly to <http://www.saskh2o.ca/DWBinder/epb202.pdf>.)

Water quality standards are achieved in part through permitting, inspection and follow-up on monitoring results. For existing waterworks, the initial regulatory phase-in period required that all works meet health and toxicity standards by December 2008, (population of 5,000 or more) or by December 2010, (population of less than 5,000). Table 3 depicts compliance with sample submission requirements and testing compliance for health and toxicity parameters for the last seven fiscal years based on routine samples submitted by Water Security Agency permitted waterworks.

Table 3: Health and toxicity sample submission and parameter result compliance 2017-18 to 2011-12 fiscal years*

Fiscal Year	Health and Toxicity Sample Submission Compliance Rate (Percentage)	Parameter Standards Compliance Rate (Percentage)
2017 - 18	89.90	90.18
2016-17	88.38	89.52
2015-16	84.29	87.55
2014-15	86.88	92.20
2013-14	84.27**	92.14
2012-13	71.65	90.93
2011-12	70.90	91.14

*Health and Toxicity parameters include: aluminum, arsenic, barium, boron, cadmium, chromium, copper, lead, selenium, uranium and zinc

** Value restated from the 2013-14 annual report due to previously undetected calculation errors. Source: Water Security Agency – Environmental Management System

Municipal waterworks sample submission rates were 89.90 per cent in 2017-18, an increase of 1.52 per cent over the previous fiscal year for health and toxicity parameters. Parameter standards compliance increased by 0.66 per cent in 2017-18 from 89.52 per cent in 2016-17. Increased parameter compliance is a positive development in terms of safe drinking water and is in part attributed to upgrades at water treatment plants in the province. The current drinking water quality standards for health and toxicity parameters took full effect in December 2010. Additional new standards in The Waterworks and Sewage Works Regulations take effect in July 2020. The Water Security Agency has and will continue to follow up to four times a year with waterworks owners who have not submitted the required samples as a means to help ensure compliance with monitoring and drinking water quality standards.

In 2017-18, there were 32 of 391 municipal human consumptive waterworks with sampling requirements that exceeded at least one health and toxicity related chemical standard resulting in a total of 42 exceedances from the regular required health and toxicity-related testing. Periodically, a municipality will submit voluntary samples beyond the monitoring requirements established in its permit to operate as a means to better define water quality conditions. In total there were another 18 of 391 municipal human consumptive waterworks with sampling requirements that exceeded at least one health and toxicity-related chemical standard resulting in a total of 183 exceedances from additional voluntary health and toxicity-related testing carried out during the reporting period. When exceedances for health and toxicity parameters, such as arsenic or uranium, were encountered and would represent a short-term health risk, waterworks owners are advised of the results and Precautionary Drinking Water Advisories in the form of do-not-drink or do-not-use advisories for the affected water supplies are issued. Of all the testing for arsenic resulting from regular

required sampling, there were 24 instances of arsenic exceedances that occurred in samples from 18 human consumptive systems. Additional voluntary arsenic testing was conducted by another eight human consumptive municipal systems, resulting in 43 additional exceedances. The 12 uranium exceedances occurred in nine human consumptive municipal systems from regular required sampling. Additional voluntary uranium testing was conducted by six human consumptive municipal systems resulting in an additional 19 exceedances. Table 4 provides a list of the parameters and number of excursions at all Water Security Agency-regulated municipal waterworks.

Table 4: Health and toxicity parameter specific excursion totals for Water Security Agency regulated waterworks during 2017-18 through 2010-11 fiscal years

Year	Arsenic	Barium	Copper	Nitrate	Lead	Selenium	Uranium
2010-11	11 (24*)	0	0	0	2 (266*)	2	19 (22*)
2011-12	17 (25*)	0	0	0	2 (290*)	1 (4*)	1 (23*)
2012-13	23 (30*)	0	0	0	3 (94*)	3 (4*)	5 (34*)
2013-14	15 (59*)	0	0	0	3 (98*)	5	9 (19*)
2014-15	29 (71*)	0	1	0	0 (122*)	2	8 (17*)
2015-16	24 (52*)	0	1	0	1 (96*)	2 (1*)	9 (17*)
2016-17	25 (44*)	1	2	0	2 (85*)	3 (2*)	12 (19*)
2017-18	24 (43*)	0	2	0	2 (86*)	2 (2*)	12 (19*)

*Values in parentheses represent exceedances from additional voluntary sampling performed by municipalities beyond permit based monitoring requirements.

Source: Water Security Agency – Environmental Management System

During 2017-18, there were 1,369 fluoride samples submitted by 243 water treatment facilities. No reported samples exceeded the maximum acceptable concentration for fluoride in 2017-18. The Water Security Agency monitors results from all human consumptive systems that artificially fluoridate or have high, naturally-occurring fluoride.

Implementation of the trihalomethane drinking water quality standard continues with the intent to ensure full compliance with the requirements that took effect December 2010. The standard for trihalomethane is 100 parts per billion based on an average of four seasonal samples.

A total of 233 surface water treatment and delivery facilities were required to participate in the trihalomethane monitoring program during the 2017-18 fiscal year, which should result in 953 samples being submitted. The actual number of regulated waterworks that submitted samples was 208 (89.27 per cent). A total of 976 samples (102.41 per cent overall submission compliance) were submitted by the participating waterworks; the overall sample submission compliance was skewed as 38 communities submitted more than 100 per cent of their required samples.

During 2017-18, 185 regulated waterworks (79.40 per cent) submitted 750 samples for analysis that met the maximum acceptable concentration for trihalomethanes in drinking water (Table 5). During 2017-18, 147 of 233 regulated waterworks (63.09 per cent) produced water that met the trihalomethane objective of 100 µg/L based on the annual average of seasonal sampling (Table 5). During 2016-17, 180 regulated waterworks (78.60 per cent) submitted 920 samples for analysis that met the maximum acceptable concentration for trihalomethanes in drinking water. During 2016-17, 170 of 229 regulated waterworks (74.24 per cent) produced water that met the trihalomethane objective of 100 µg/L based on the annual average of seasonal sampling. Table 5 presents the statistics for the last seven years for Trihalomethane Individual Sample Submission Compliance Rate (Percentage) meeting <100 µg/L Objective and the Trihalomethane Annual Average < 100 µg/L Compliance Rate (Percentage). The reason for decline in compliance with Trihalomethane standards is not fully understood at this time but may have been related to the warmer than normal summer, which enhanced algal growth.

Table 5: Trihalomethane individual sample submission and annual average compliance 2017-18 to 2011-12 fiscal years*

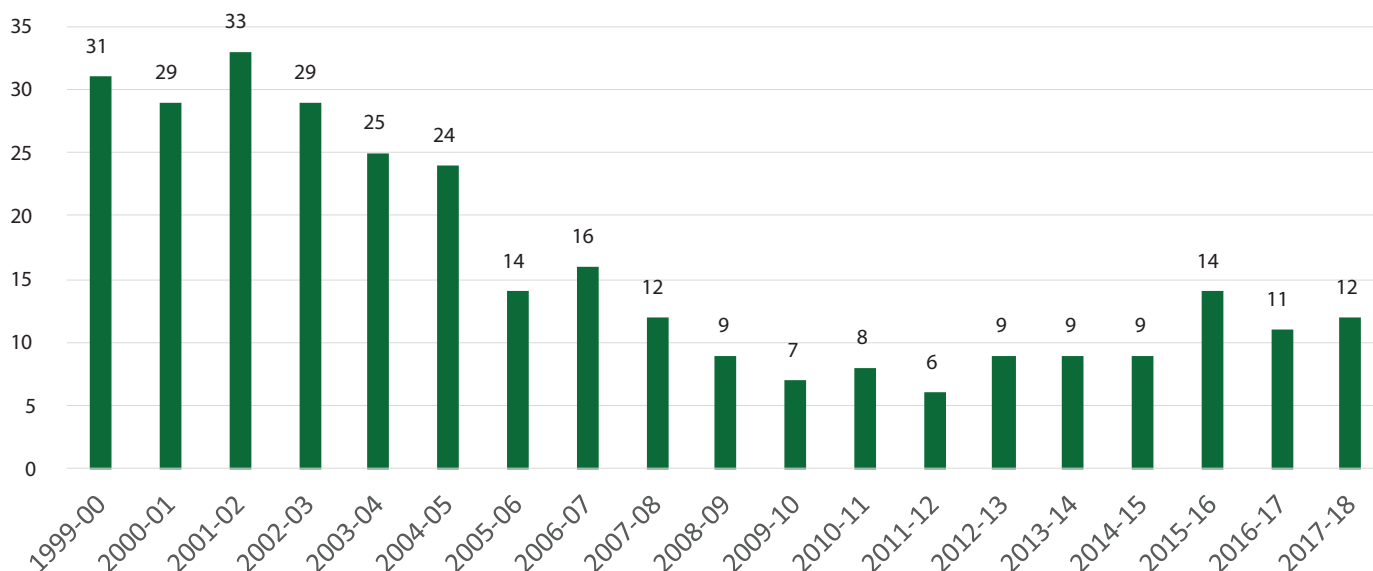
Fiscal Year	Trihalomethane Individual Sample Submission Compliance Rate (Percentage) meeting <100 µg/L Objective	Trihalomethane Annual Average < 100 µg/L Compliance Rate (Percentage)
2017-18	79.40	63.09
2016-17	78.60*	74.24
2015-16	92.92	62.39
2014-15	75.89	68.75
2013-14	90.65	70.18
2012-13	86.97	66.67
2011-12	84.33	71.05

*Decreased compliance due to significant extra submission of samples by the City of Regina in determining THM drinking water standards compliance.

Measurement Results

Number of waterworks that do not meet Water Security Agency's minimum treatment requirements

Figure 6: Number of waterworks regulated by Water Security Agency that do not meet minimum treatment requirements*



*Minimum treatment requirements include: an approved form of filtration and disinfection for waterworks reliant upon surface water or shallow groundwater sources; and disinfection alone for waterworks reliant on deep, well protected groundwater sources. The measure counts non-compliance with minimum treatment requirements for permitted waterworks.

Source: Water Security Agency Advisory Tracking Spreadsheet

As of March 31, 2018, there were 12 permitted waterworks that did not meet Water Security Agency's minimum treatment requirements. This fiscal year, the listings for two works were removed (Grayson, RM of Hoodoo Water Stations--Wakaw and Cudworth) and listings for three works were added (Hubbard – determined to be a GUDI source, Mankota - filtration turned off for upgrade at time of inspection, and Boggy Creek Water Utility – no chlorination active) (Figure 6). Educational / compliance efforts and discussion on upgrading options and requirements continue; however, upgrading to meet minimum treatment requirements can be a costly venture. Some future funding for upgrading may be available under the New Building Canada Fund and/or the Clean Water and Wastewater Fund. The Water Security Agency's educational and compliance activities will continue during 2018-19, in efforts to reduce the number of waterworks not meeting minimum treatment requirements. The owner of the waterworks primarily controls the achievement of this measure; however, the regulator has significant influence through a number of mechanisms such as permit requirements for upgrading, issuance of notices of violation and related compliance actions. Periodically, as newly-regulated or existing regulated waterworks are evaluated, inadequacies in water treatment capability are discovered.

The number of waterworks that do not meet minimum treatment requirements is a direct indication of potential water quality concerns because of infrastructure inadequacies. As of March 31, 2018, human consumptive waterworks with a permanent population that did not meet minimum treatment requirements served approximately 1392 residents or 0.12 per cent of the provincial population (2018 Q1 estimated provincial population of 1,169,752). Five of the waterworks that do not meet minimum

treatment requirements are systems regulated since the passage of The Water Regulations, 2002. The remaining seven systems that do not meet minimum requirements, were regulated prior to the regulatory changes of 2002. The Water Security Agency continues to place all regulated waterworks not meeting minimum treatment on Precautionary Drinking Water Advisories to protect consumers. The Water Security Agency also provides technical advice to communities not meeting minimum treatment requirements to assist waterworks owners to work towards system improvements. Cost of improvements is the main impediment to progress.

The New Building Canada Fund federal-provincial infrastructure funding program was introduced in 2014, and includes the Provincial Territorial Infrastructure Component (PTIC) that provides \$10 billion in federal infrastructure funding. PTIC provides funding for projects of national, regional and local significance, with a focus on projects that support economic growth, a clean environment, stronger communities, growth in export and trade, and meeting the opportunities and challenges of growth.

PTIC is divided into two sub-components: \$9 billion for National Regional Projects (NRP); and \$1 billion dedicated to projects located in communities of fewer than 100,000 residents through the Small Communities Fund (SCF). Federal PTIC funding is allocated to each of the provinces and territories over ten years. Saskatchewan is allocated \$436.7 million; 90 per cent (\$393.0 million) for NRP and 10 per cent (\$43.7 million) is dedicated to the SCF. By matching available federal funding, over \$873.4 million in federal and provincial funding will be invested in priority infrastructure projects across the province. In 2017-18, 5 water and wastewater projects were announced with federal/provincial funding of \$23.375 million under NRP.

Phase one of the Clean Water and Wastewater Fund (CWWF) federal-provincial infrastructure funding program was announced in Spring 2016. Under CWWF, Canada will provide \$11.9 billion in new funding over the next two to three years including \$2.0 billion for phase one of CWWF, which will provide up to 50 per cent federal maximum funding for eligible infrastructure projects. Under phase one of CWWF, Saskatchewan will receive \$89.3 million for water, wastewater, and storm water projects and Saskatchewan has committed to provide an additional \$44.2 million and fund up to 25 per cent of eligible project costs. In 2017-18, 74 water and wastewater projects were announced with federal/provincial funding of \$61.541 million under CWWF.

The condition, capability and capacity of water treatment and distribution infrastructure is critical in providing drinking water that meets provincial standards and national guidelines. Infrastructure funding and grants are important to help upgrade and expand infrastructure to meet guidelines, standards and the pressure created by growth. In 2017-18, the federal-provincial SCF program provided \$10.472 million to 22 water and wastewater projects. Under the NRP program the province provided \$11.830 million to 16 water and wastewater projects and the federal government provided a similar amount in 2017-18. The federal-provincial CWWF program provided \$86.570 million to 107 projects in 2017-18.

In 2017, the Northern Municipal Trust Account (NMTA) spent \$9.90 million under the Northern Water and Sewer program for 24 water and wastewater infrastructure projects in 18 northern communities, ensuring safe drinking water and enabling the communities to accommodate growth and development. Included in the \$9.90 million is \$2,416 for Turnor Lake's sewage pump station transfer switch project from the Emergency Water and Sewer program.

For all water and wastewater infrastructure projects, the NMTA has a contractual arrangement with Saskatchewan Water Corporation (SaskWater) for provision of project management services. Services consist of general engineering, infrastructure assessment and planning, managing, design, budget control and payment administration, and the construction and commissioning of works. \$636,137 of its contract expenditures were integrated into the \$9.90 million of Northern Water and Sewer program costs.

In 2005, SaskWater implemented an asset management program to document and catalogue knowledge of its existing assets and assist the corporation in its own project management services. As part of the asset management program, SaskWater initiated condition and criticality assessments to determine the state of assets and prioritize asset replacement as part of capital budgeting. From this, SaskWater developed a preventative maintenance program and asset protocols for future asset inputs

and work order uploads. In 2015, SaskWater began to formally track the program's progress, and in 2017-18 saw \$11.8 million dollars invested into asset renewals and replacements. Additionally, SaskWater invested \$7.1 million of capital on new growth. The majority of this capital was put toward the development of new water and wastewater facilities in communities in need of safe and reliable water and wastewater services.

SaskWater tracks water quality (in accordance with provincial regulations) on all its systems to ensure the water supplied is safe for human consumption. In order to ensure its services are also reliable, SaskWater tracks the reliability of the waterworks system through a Service Reliability Index, which is verified quarterly. This index incorporates four equally weighted factors: unplanned service interruption, length of interruption, planned service interruption and water loss. SaskWater believes these factors provide a good indication of the reliability of services delivered to customers. In 2017-18, SaskWater achieved the target set corporately for this index, which can be found in SaskWater's 2017-18 annual report.

Waterworks systems and operations are financially sustainable

Ensuring the financial sustainability of waterworks is critical in the production of safe drinking water over the long term. Waterworks deteriorate over time and may need to be expanded or replaced. Therefore, municipalities will need to know the condition of their waterworks and put in place pricing and capital investment policies for these systems. Public transparency will aid in ensuring that waterworks systems are sustainable. The following reports on a key measure related to ensuring financially sustainable waterworks systems and operations.

State of Drinking Water Quality – Waterworks Systems and Operations are Financially Sustainable

Waterworks rates that cover waterworks expenditures and debt payments are a direct indicator of waterworks financial sustainability. The public reporting regulations facilitate consumers' understanding of the need for, and possibly acceptance of, waterworks rates that cover costs.

Measurement Results

Percentage of municipalities that have reported waterworks information on the financial sustainability of their systems and percentage of municipal waterworks that have reported that have rates that cover waterworks expenditures and debt payments.

Based on an analysis of waterworks financial overviews (unaudited) submitted by 450 municipalities, 46 per cent of the municipalities were operating their water utility at a sustainable level in 2016. This is an increase of 5 per cent from 2015, when the ratio was 41 per cent (445 municipalities reporting). There were 43 municipalities that moved from sustainable to not sustainable in 2016, while another 69 municipalities changed from not-sustainable to sustainable. From 2015 to 2016, 187 (42 per cent) of municipalities showed a decrease in their sustainability ratio.

The drinking water regulatory system is clear and effective

Regulations are clear and ensure that health and drinking water quality will be protected

Providing safe drinking water requires clear regulations communicated to and understood by the waterworks owners and operators. Additionally, accepted standards and practices are required to ensure requirements are met. Program delivery and related policies are necessary to track and ensure regulatory requirements are being met. Collectively, these measures will help ensure that drinking water is safe and wastewater effluent discharges do not threaten the quality of source waters or adversely impact the environment. The following reports on key measures and statistics related to ensuring that health and drinking water quality will be protected.

State of Drinking Water Quality - Regulations are Clear and Ensure that Health and Drinking Water Quality will be Protected

Waterworks inspections are carried out by the environmental project officers and are the most important point of contact and compliance mechanism to ensure proper management of drinking water. During a three-year cycle, at least one inspection will be unannounced. Water sources, such as wells or surface water intakes, are re-inspected every second year. The results of all waterworks inspections can be found online at <http://www.saskh2o.ca/mydrinkingwater.asp>, and the results of wastewater system inspections can be found online at <http://www.saskh2o.ca/wastewaterinfo.asp>. Having inspection results online is intended to increase transparency and public trust in drinking water supplies and the associated processes. During 2017-18 a total of 948 waterworks inspections were conducted during the reporting period in accordance with the Water Security Agency's inspection protocol and targets. During the fiscal year, Saskatchewan Health Authority public health inspectors conducted 1,184 inspections of public water supplies that fall under The Health Hazard Regulations. Table 6 summarizes the findings of key elements for inspections conducted during 2017-18 by the Water Security Agency and Figure 7 presents trends in inspection findings over the past seven years.

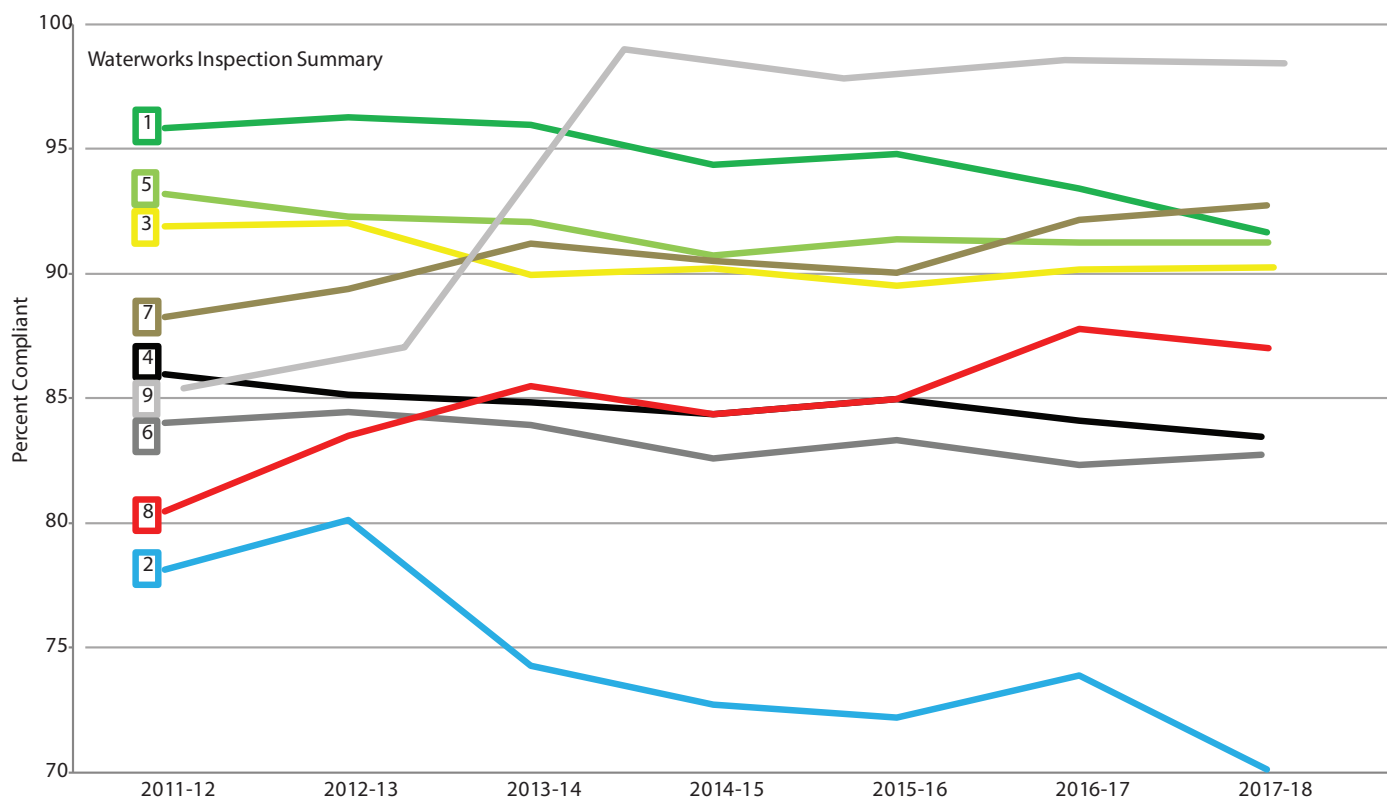
Table 6: Waterworks inspection finding summary (2017-18)

Inspection Element	Non-Compliant	N/A or No Response*	Compliant
Disinfection continuous at plant	62	19	867
Disinfection Free chlorine > or = 0.1 mg/L leaving the plant	137	239	572
Monitoring daily chlorine	61	27	860
Reservoirs in good repair	27	132	789
Water treatment plant in clean and orderly condition	25	61	862
A total chlorine residual not <0.5 mg/l or a free chlorine residual not	127	42	788
<0.1 mg/l in the distribution system	128	40	780
Bacteriological testing after completion, alteration, extension or repair	8	63	877
Reporting of chlorine upsets	65	59	824
Record keeping	6	12	930

N/A = Non-applicable. Some waterworks inspected do not have a treatment plant such as pipeline systems. These may be recorded as N/A or No response.

Source: Water Security Agency– Environmental Management System

Figure 7: Waterworks inspection summary finding trends 2011-12 to 2017-18



Legend:

1 Disinfection continuous at plant	6 TCI residual not <0.5 mg/L or FCI residual not <0.1 mg/L
2 Disinfection Free Cl > or = 0.1 mg/L leaving the plant	7 Bacteriological testing after completion, alteration, extension or repair
3 Monitoring daily chlorine	8 Reporting of chlorine upsets
4 Reservoirs in good repair	9 Record keeping
5 Water treatment plant in clean and orderly condition	

The Bacteriological Follow-up Standard, EPB 505 (see: <http://www.saskh2o.ca/pdf/epb505.pdf>) provides guidance for the issuance of PDWAs by the Water Security Agency when there is a concern that problems (due to microbial or chemical contamination) may exist. Water Security Agency staff members also use a protocol for upset reporting and follow-up to protect consumer health and drinking water quality. Waterworks owners and operators continue to be advised of upset reporting requirements during inspections. Emergency Boil Water Orders (EBWO) are issued by Saskatchewan Health Authority officials to deal with confirmed public health threats such as microbial contamination of drinking water. Tables 7 and 8 outline statistics for PDWAs and EBWOs issued for Water Security Agency and Saskatchewan Health Authority regulated waterworks during the 2017-18 fiscal year

Table 7: EBWO/PDWA Statistics for 2017-18 – Water Security Agency Regulated Waterworks

Time	EBWO	PDWA
In effect prior to reporting period	1	63
Added during the reporting period	0	676
In effect at end of reporting period	1	67

Source: Water Security Agency

Table 8: EBWO/PDWA Statistics for 2017-18 – Saskatchewan Health Authority Regulated Waterworks

Time	EBWO	PDWA
In effect prior to reporting period	57	98
Added during the reporting period	11	62
In effect at end of reporting period	55	93

Source: Information provided by the Saskatchewan Health Authority

Tables 9 and 10 provide information regarding the reasons for PDWAs and EBWOs issued during the 2017-18 fiscal year for waterworks regulated by the Water Security Agency and the Saskatchewan Health Authority. Further information on the nature of a PDWA and EBWO issued by the Water Security Agency is available from the agency or <http://www.saskh2o.ca/advisories.asp>.

Table 9: Reason for issuing PDWAs and EBWOs during 2017-18 – Water Security Agency regulated waterworks

Summary of Reasons for Precautionary Drinking Water Advisories (PDWA) Issued by the Water Security Agency Between April 1, 2017 and March 31, 2018		
PDWAs by Reasons	Number	Percentage
Line break or pressure loss in distribution system*	521	77.1
No applicable water quality reason	106	15.7
Suspected contamination*	6	0.9
Unacceptable turbidity or particle counts in treated water*	26	3.8
Significant deterioration of source water quality due to environmental conditions*	2	0.3
Exceeds Maximum Acceptable Concentration or drinking water standard*	7	1.0
E. coli detected in drinking water system*	2	0.3
Insufficient quantity	4	0.6
Cross connection with backflow suspected or confirmed*	2	0.3
Cryptosporidium or Giardia detected in drinking water system*	0	0
Intentional contamination of treated water supply suspected or confirmed*	0	0
Total	676	100
Operational Reasons		
Planned system maintenance**	228	33.7
Power outage resulting in system pressure loss or reduced storage of treated water	67	9.9
Treatment or distribution equipment failure or damage	138	20.4
Start-up of waterworks**	34	5.0
No applicable operational reason	153	22.6
Treatment unable to cope with significant deterioration of source water quality	2	0.3
Inadequate disinfection residual in distribution system	13	1.9
Contamination during construction, repair or operation	5	0.7
Does not meet minimum treatment/design requirements	11	1.6
Does not meet monitoring requirements	4	0.6
Damaged well components	5	0.7
No or inadequate disinfection at treatment plant	5	0.7
Treatment/distribution system failure	2	0.3
Undetermined source of contamination	6	0.9
Damaged or inadequately maintained cistern or holding tank	3	0.4
No certified or adequately trained operator	0	0
Total	676	100.0***
EBWO's by Reasons		
Water Quality Reasons		
E. coli detected in drinking water system	0	0
Cross connection with backflow suspected or confirmed	0	0
Total	0	N/A
Operational Reasons		
Undetermined source of contamination	0	0
No applicable operational reason	0	0
Contamination during construction, repair or operation.	0	0
Total	0	N/A

*Unexpected water quality events.

**Anticipated operational reason

***Rounded.

Source: Canadian Network for Public Health Intelligence based on Water Security Agency PDWA and EBWO Tracking Records

During 2017-18, a total of 566 unexpected water quality reasons affecting waterworks regulated by the Water Security Agency were reported and addressed, including system depressurizations, water main breaks, or other failures or upsets that resulted in Precautionary Drinking Water Advisories (PDWA) (Table 9). Unexpected upsets or events accounted for 83.7 per cent of all PDWA's issued in 2017-18 for water quality reasons, which was 0.9 per cent less than in 2016-17 when 84.6 per cent of the PDWA's issued were due to unexpected events. Line breaks or pressure loss was the most frequent water quality related reason (521 instances or 77.1 per cent) for issuance of a PDWA in 2017-18. From the operational reason category, planned system maintenance (228 instances or 33.7 per cent) or treatment /distribution equipment failure or damage (138 instances or 20.4 per cent) were the most frequent stated reasons for issuance of a PDWA of these reported events. A total of 262 (38.6 per cent) of all PDWAs during 2017-18 were issued due to anticipated operational reason events such as planned maintenance activities or startup of seasonal or new waterworks.

Table 10: Reason for issuing EBWOs and PDWAs during 2017-18 – Health Region regulated waterworks

Summary of Reasons for Precautionary Drinking Water Advisories (PDWA) and Emergency Boil Water Orders (EBWO) Issued by Saskatchewan Regional Health Authorities between April 1, 2017 and March 31, 2018		
Note: More than one reason can be identified per PDWA or EBWO		
Number of PDWAs by reasons		
Water Quality Reasons	Number	Percentage
Exceedance of MAC or drinking water standard	1	1.6
Line break or pressure loss in distribution system	3	4.8
No applicable water quality reason	19	30.7
Source Water Contamination	1	1.6
Suspected contamination	1	1.6
Total coliforms detected in drinking water system	31	50.0
Unacceptable turbidity or particle counts in treated water	6	9.7
Total	62	100
Operational Reasons	10	22.7
Contamination during construction, repair or operation	1	1.6
Does not meet minimum treatment / design requirements	4	6.5
Does not meet monitoring requirements	5	8.1
Inadequate disinfection residual in distribution system	5	8.1
No certified or adequately trained operator as required	1	1.6
No or inadequate disinfection at the treatment plant	2	3.2
No applicable operational reason	3	4.8
Planned system maintenance	3	4.8
Power outage resulting in system pressure loss or reduced storage of treated water	1	1.6
Start-up of waterworks	11	17.7
Treatment/distribution equipment failure or damage	3	4.8
Undetermined source of contamination	23	37.1
Total	62	100
Number of EBWOs by reasons		
Water Quality Reasons		
E. coli detected in drinking water system	11	100
Total	11	100
Operational Reasons		
Does not meet minimum treatment/design requirements	2	18.2
Does not meet monitoring requirements	1	9.1
Does not meet reporting requirements	1	9.1
Inadequate disinfection residual in distribution system	2	18.2
Undetermined source of contamination	5	45.5
Total	11	100

Source: Information provided by the Saskatchewan Health Authority

In 2017-18, the Ministry of Health contracted work with Seeley Engineering and Consulting Inc. to assist in updating the Ministry's Onsite Wastewater Disposal Guidelines. These guidelines help protect ground and surface water from contamination. The contract also includes engineering assistance in conducting risk assessments of beaches and prioritizing beaches for water quality monitoring. This information helps inform the ministry's Healthy Beach program that samples and determines safe water quality at public swimming areas throughout the province.

The Water Security Agency's Drinking Water and Wastewater Compliance and Enforcement Protocol, EPB 434 continues to provide direction and guidance for environmental project officers to ensure that uniform and efficient compliance and enforcement practices are followed in dealing with non-compliance for drinking water and wastewater violations. Protecting public health and safety, and the environment is the overall purpose. The enforcement protocol requires that compliance be obtained initially through the use of public education and prevention, while enforcement is a tool of last resort. Compliance-related actions might also be applied when an issue is causing, or has the potential to cause, a significant risk to public health and safety, or the environment.

The implementation of the enforcement and compliance protocol continued in 2017-18 and was integral in gaining compliance in problematic or difficult situations. Seventeen written warnings were issued for waterworks and sewage works infractions. Two Ministerial orders were also issued. The nature of water and wastewater infractions encountered during the reporting period are summarized in Table 11.

Table 11: Enforcement and Compliance Activities-Drinking Water/Wastewater 2017-18

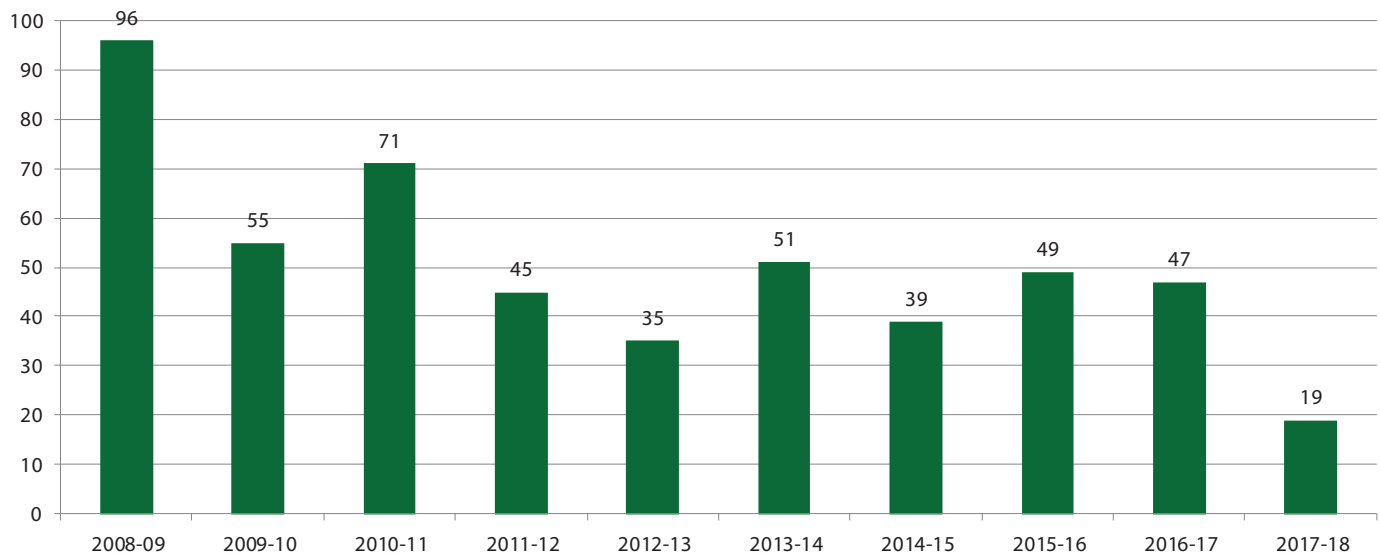
Infraction	Written Warnings Issued	Ministerial Orders issued	Charges Laid	Convictions	Alternative Measures
Failure to report upset condition at waterworks	6				
Failure to report upset condition at sewage works	1				
Failure to sample for constituents as required by permit (waterworks)	1				
	4				
Failure to maintain adequate chlorine levels at waterworks	1				
Failure to supply annual notice to consumers (waterworks)	1				
Failure to submit water systems assessment	2	1			
Failure to have Quality Assurance/Quality Control plan in place	1				
Failure to maintain water reservoir in state of good repair	1				
Unlawful discharge of sewage		1			
Total	17	2			

Compliance Mechanisms

Compliance mechanisms consist of verbal warnings, written warnings, protection orders, and prosecution actions. Verbal warnings are issued for minor offences encountered during inspection duties. Verbal warnings are documented on inspection forms used by inspection staff to ensure proper follow-up. Written warnings consist of letters of non-compliance and warnings of non-compliance.

These are issued for non-compliance detected during inspections, or when follow-up requirements identified through previous inspections or correspondence was not complied with. Waterworks and Sewage Works Protection Orders are issued to a person responsible for a system to protect human health or the environment. Table 11 provides a breakdown of infraction details during 2017-18. Figure 8 provides the numbers of enforcement and compliance actions taken in drinking water and wastewater in the past ten years.

Figure 8 – Number of enforcement and compliance actions in drinking water and wastewater 2008 – 2018



Source: Water Security Agency compliance tracking spreadsheet.

The Water Security Agency issued 211 new or renewed waterworks operational permits during 2017- 18, as a means to ensure waterworks technology and requirements keep pace with new developments and to help protect consumer health and drinking water quality. A total of 28 pre-existing waterworks permits were amended. Another 150 wastewater works operational permits were issued, renewed or amended during the fiscal year. A total of 181 permits to construct or upgrade waterworks (103) and sewage works (78) were issued or amended over the 2017-18 reporting period. In addition, as of June 1, 2015, water and sewer main extensions within municipalities with a population of at least 5,000 are now covered under Saskatchewan Environmental Code Chapters instead of the permit to construct process. A total of 44 projects proceeded under the code notification process for water mains (25) and sewage mains (19). Of these 44 projects, nine proceeded as an “Alternative Solution” and 35 proceeded as an “Acceptable Solution”. Compared to the previous fiscal year, this is a 10 per cent increase in the number of permits to construct issued and a 21 percent decrease in projects proceeding under the Water Main and Sewage Main Code Chapters. Permit application materials are available online at <http://www.saskh2o.ca/foroperators.asp> under the heading “Forms”. The total estimated value of the construction work for all water and wastewater projects approved by the Water Security Agency or that proceeded under the code notification process is estimated at \$340 million (\$147 million for water and \$193 million for sewer), based on data from 96 per cent of projects reporting cost estimates. Compared to last year, this is a 90 percent increase in the total estimated value of constructed works. Notable large projects permitted this year include: lagoon expansions at Carnduff, Frenchman Butte, Langham, Regina Beach, and Strasburg; new septage receiving station at Regina; wastewater treatment upgrade at Melville; new water supply line to Moose Jaw; new water treatment systems at Meadow Lake, Melville, the RM of Sherwood, and Sunset Acres; and new drinking water reservoirs at Prince Albert and Weyburn.

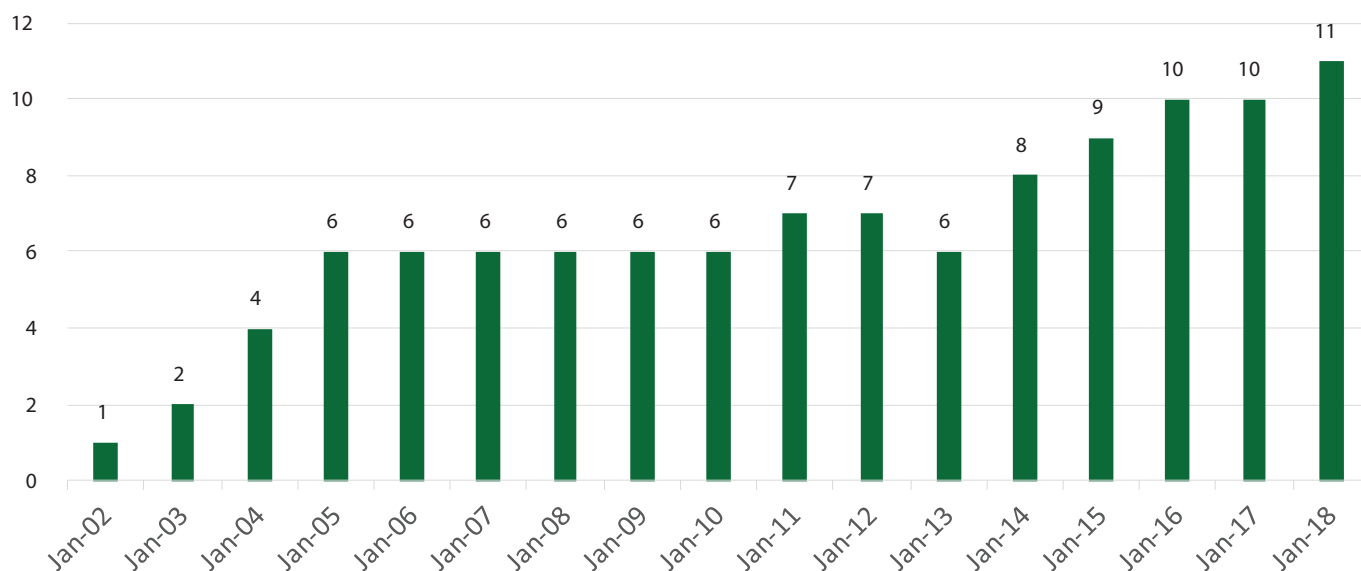
For the period of this report, a total of 36,484 drinking water samples were processed at the Roy Romanow Provincial Laboratory. A breakdown indicated that 77.9 per cent of the samples for water supplies were from Water Security Agency-regulated waterworks, 11.8 per cent were from private customers and 10.3 per cent of the water samples were from Saskatchewan Health Authority-regulated waterworks.

Laboratory accreditation was selected as a measure to help gauge results in ensuring safe drinking water for Saskatchewan residents. Laboratory accreditation shows that the facility has a recognized quality assurance and quality control system that assures representative analytical results.

Measurement Results

Number of accredited drinking water testing laboratories

Figure 9: Number of accredited drinking water testing laboratories* (March 31, noted year)



** All labs performing or have performed analysis for waterworks regulated by the Water Security Agency
Source: Canadian Association for Laboratory Accreditation web <http://www.cala.ca/>.*

As of March 31, 2018, 11 laboratories in Saskatchewan that perform analysis of drinking water samples retained accreditation to Standards Council of Canada standards by Canadian Association for Laboratory Accreditation (Figure 9). Accredited laboratories include: Ministry of Health – Roy Romanow Provincial Laboratory, Saskatchewan Research Council (Saskatoon), ALS Environmental, Cameco Corporation, (Orano Canada Inc.) Resources Canada Inc. McClean Lake Analytical Laboratory, the City of Saskatoon Water Treatment Plant Laboratory, the City of Saskatoon Environmental Laboratory, AGAT Laboratories Ltd, Environment Canada – National Laboratory for Environmental Testing, EPCOR Utilities Inc. and the Buffalo Pound Water Treatment Plant Laboratory. Four of these laboratories, (Cameco Corporation, Areva Resources Canada Inc. McClean Lake Analytical Laboratory, EPCOR Utilities Inc., and Environment Canada – National Laboratory for Environmental Testing) provide analytical services for internal clients only.

Professional regulatory staff has access to the tools necessary to ensure compliance

Providing safe drinking water requires accessible training and tools for staff. The tools take the form of working agreements, computerized information systems, rugged notebooks for data collection in the field, as well as examples, guidelines and educational information needed to deliver programming.

Staff qualifications must also be assured and kept current with new or evolving water management and information gathering processes. Collectively, these tools help staff to ensure that drinking water is safe and that wastewater effluent discharges do not threaten the quality of source waters or adversely impact the environment. The following reports on key measures and statistics related to ensuring that professional regulatory staff have access to the tools necessary to ensure compliance during 2017-18 and prior.

State of Drinking Water Quality – Professional Regulatory Staff has Access to the Tools Necessary to Ensure Compliance

The number and duration of visits to the SaskH2O.ca website is a good measure of the use of tools that help ensure the protection of drinking water. Prior to 2017-18, the Government of Saskatchewan used WebTrends Analytics to track web usage. However, the use of the Webtrends information system was discontinued without the knowledge of the Water Security Agency and therefore there is no direct information available for website usage from this source. Starting on May 22, 2017, Google Analytics (<https://www.google.com/analytics/>) has been set up to monitor SaskH2O.ca traffic. Two “views” of data have been established to track site utilization: “All Web Site Data” and “External Traffic”. The difference between the two is external traffic is traffic from outside the Water Security Agency’s direct computer system domains.

Measurement Results

Number and average duration of visits to the <http://www.saskh2o.ca> website based on Google Analytics

Table 12: Facultative lagoon wastewater works inspection finding summary (2017-18)

May 22, 2017 to March 31, 2018	All Web Site Data	External Traffic	Per cent Internal
Sessions	17,860	16,469	7.79
Average Session Duration	00:02:52	00:02:53	N/A

Source: Google Analytics

Table 12 presents SaskH2O.ca website utilization in terms of the number of site visits, both internal and external users as well as the average duration of each visit. Data from Google Analytics also indicates that 95 per cent of the SaskH2O.ca traffic is delivered to clients external to the Water Security Agency. Review of analytical data on daily sessions, which is available on request, indicates that website usage is weekday-centric. The Water Security Agency intends to collect and track data via Google Analytics in future years to determine longer-term trends.

During 2017-18, approximately 53,750 samples and 333,027 measurements were updated in the Water Security Agency's Environmental Management System (EMS). These samples/measurements include, but are not limited to surface water, ground water, distributed water, and effluent.

High quality source waters are protected now and into the future

Risks to source water quality are known

Protecting source water quality is a vital part of providing safe drinking water. Identifying risks to source water quality is the first step in developing actions and strategies to protect it; thereby, minimizing the cost of treating drinking water. Through the watershed planning actions, it is expected that other risks to source water quality will be identified. The following reports on a key measure and statistics related to ensuring that risks to surface water quality are known.

Inspection of wastewater systems is an important means to protect source water and drinking water. During the 2017-18 fiscal, 581 inspections at wastewater works (560 at lagoons and 21 at mechanical sewage works) were completed by Water Security Agency staff. The results of all wastewater system inspections can be found online at www.saskh2o.ca/wastewaterinfo.asp. Information gained from comprehensive inspection results is useful in protecting source water and aquatic habitat. It will also be used to move towards compliance with the Canada-Wide Strategy for Municipal Waste Water Effluents, advancing wastewater management in the province. A total of 150 additional wastewater works operational permits were issued, renewed or amended in 2017-18. Table 13 summarizes the findings of key elements for facultative lagoon wastewater system inspections conducted during 2017-18 by the

Water Security Agency. Table 14 summarizes the findings of mechanical wastewater system inspections carried out by the Water Security Agency during the 2017-18 fiscal year.

Table 13: Facultative lagoon wastewater works inspection finding summary (2017-18)

Inspection Element	Non-Compliant	N/A* or No Response	Compliant
Two basins in series	22	31	507
Immediate reporting of upset/bypass condition	9	63	488
Maintenance work and failure of treatment components	29	41	490
Dates of discharge of sewage and volumes of discharge	33	187	340
Locations from which samples are taken	10	174	376
Results of any tests	7	171	382
Approved system	4	2	554
Certified operator	40	63	457
Maintained in appropriate manner	67	36	457
Sampling done as required	34	150	376
Certified operator	0	0	22
Reporting of exceedance	5	3	14
On-site testing completed as required	0	2	20
Sampling done as required	3	2	17

*N/A = Non-applicable. Some facultative lagoon wastewater works inspected do not discharge effluent and some works serve less than 50 people and therefore compliance measures for those systems do not apply. These may be recorded as "N/A" or "No Response" in the inspection forms.

** These systems are mechanical plants that also have storage and treatment lagoons. Compliance with the "Approved System" criteria is included in the inspection summary for mechanical wastewater works as part of the overall treatment system (Table 14 below).

Source: Water Security Agency - Environmental Management System

Table 14: Mechanical wastewater works inspection finding summary (2017-18)

Inspection Element	Non- Compliant	N/A* or No Re-sponse	Compliant
No interconnection between sanitary sewer and storm sewer	4	4	13
Pumping stations must have mechanically forced air ventilation	0	3	18
Effluent quality demonstrated to meet permit requirements for BOD5	1	3	17
Effluent quality demonstrated to meet permit requirements for TSS	3	3	15
Immediate reporting of upset/bypass condition	0	0	21
Disinfection performed as per permit	1	9	11
Immediate reporting of failure of disinfection equipment	1	10	10
Locations from which samples are taken	0	1	20
Results of any tests	0	2	19
Approved system	0	0	21
Certified operator	1**	0	20
Reporting of exceedance	3	4	14
On-site testing completed as required	1	2	18
Sampling done as required	4	2	15

* N/A = Non-applicable.

** This result comes from an inspection done on a collection system (Eastview Trailer Court).

Results of two mechanical wastewater works inspections (aerated lagoons) are not included in Table 14 as they were recorded as facultative lagoon inspections in Table 13 (Kindersley and Maple Creek). Regina counted for two separate mechanical inspections (City of Regina and EPCOR).

Source: Water Security Agency - Environmental Management System

Improper disposal of raw sewage and/or septage originating from sewage holding tanks and septic tanks, particularly those tanks in resort and acreage style developments, may represent a risk to source water supplies. Practices such as the disposal of this waste to waterbodies, watercourses, ditches or permeable ground may result in a direct or indirect risk to surface and/or groundwater. Furthermore,

disposal in proximity to built-up areas, on sensitive land, near wells, etc., could present problems with respect to land use or persons residing nearby. Disposal of raw sewage or septage to an approved facultative lagoon or mechanical sewage works is preferred and is the best method because it eliminates the risk or potential risk associated with land spreading of waste. As of June 1, 2015, the Water Security Agency assumed responsibility regulating those operations engaged in the business of liquid domestic waste (sewage) hauling and disposal in Saskatchewan. Between October 2012 and May 2015, the Water Security Agency and the Saskatchewan Ministry of Environment shared responsibility regulation of those operations. Since the Water Security Agency has been involved in the regulation of liquid domestic waste hauling and disposal a number of revisions to the regulatory program have been made including: revision and renewal of all waste hauler permits, provision of 19 hauler education and training sessions, development of waste management plan templates and assistance to haulers seeking a plan as a means to dispose of waste during winter months and increased compliance and enforcement vigilance. As of December 31, 2017 there were 264 permitted liquid domestic waste haulers in Saskatchewan. One year earlier, there were 246 permitted haulers.

Table 15: summary of liquid domestic waste disposal method statistics for the 2016 and 2017 calendar years

Liquid Domestic Waste Disposal Method	Dec 31, 2016	Dec 31, 2017	Change
Disposal to approved lagoons or mechanical sewage works only	193 (78.5%)	210 (79.5%)	↑17 (1.0%)
Disposal by land spreading only	14 (5.7%)	12 (4.6%)	↓2 (1.1%)
Disposal by land spreading subject to an approved waste management plan only (winter months)	22 (8.9%)	23 (8.7%)	↑1 (0.2%)
Disposal to approved lagoons or mechanical sewage works and land spreading.	17 (6.9%)	19 (7.2%)	↑2(0.3%)
Total Permitted Haulers	246	264	↑18

Source: Water Security Agency file and tracking spreadsheet information.

Improperly designed or non-compliant landfills can pose a high level of risk to surface or groundwater. The Saskatchewan Ministry of Environment's compliance plan identifies landfills as one of the high-risk activities regulated by the ministry. Industrial operations and mines along with hazardous materials storage also have the potential to impact surface and groundwater through unplanned discharges or spills at operational sites. Ministry Environmental Protection Branch personnel carry out annual inspections at extreme

and high-risk facilities to reduce the risk of environmental impacts from these types of operations. Additional inspections and compliance activities are carried out at other industrial sites as required to ensure environmental risks are minimized.

Discharges of hazardous materials to the environment threatens surface and groundwater sources (e.g., Husky Energy oil spill, 2016). The ministry maintains a team of individuals that are specially trained and equipped to respond to environmental emergencies. The provincial hazmat coordinators provide direction in the response and recovery phases for all discharges/spill incidents that are reported to the ministry.

Improper application of pesticides may also represent a threat to source waters. Proper application of pesticides is an important means to protect drinking water and source water supplies. Under The Pest Control Products (Saskatchewan) Act, 2107 pesticide applicator licenses, 661 service (businesses) licences and 378 pesticide vendor licenses were issued in 2017-18. Each vendor maintains an approved storage facility registered and approved by the industry and the Ministry of Environment. An applicant for a pesticide applicator licence must pass a recognized pesticide applicator course. The applicator training is valid for a five-year period; however, the applicator licence is renewed on an annual basis. Licensing of these operations is an important means in protecting water quality.

Permitting the application of pesticides for use in or near water is an important means to protect source waters. Forty-four permits were issued in 2017-18 for chemical control of aquatic nuisances in and/or

near surface water in accordance with regulatory requirements. These permits aid in protecting surface water from contamination with pesticides. During 2017-18, the Water Security Agency re-issued support letters to the Pest Management Regulatory Agency of Health Canada to address the request of Saskatchewan Ministry of Agriculture, for emergency use registration of:

- 1. MALATHION 85E (Malathion) and MAKO for spotted wing drosphilia on Berries (crop subgroups 13-07A 13-07B, 13-07F, 13-07G) and stone fruits (crop group 12); and
- 2. DECCO 070 EC (clove oil) as a sprout inhibitor for organic potatoes in Saskatchewan destined for export to the United States.

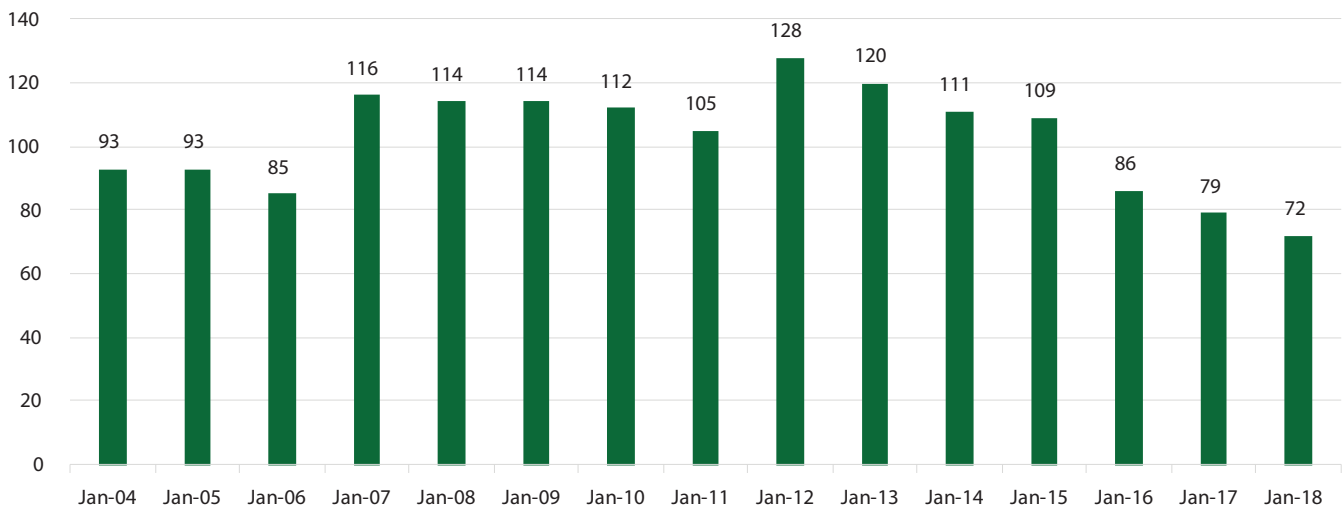
State of Drinking Water Quality - Risks to Source Water Quality are Known

The number of sewage effluent discharges that represent a risk to source waters is measure and direct indication of the potential for source water contamination due to poor wastewater treatment. This measure incorporates the need for future compliance with the Canada-wide Strategy for Municipal Waste Water Effluent standards and pending federal Wastewater System Effluent Regulations requirements. This measure was selected since it is the most direct measure of the number of potential significant contamination point sources. Work to resolve problematic wastewater systems will continue in the foreseeable future.

Measurement Results

Number of sewage effluent discharges that represent a risk to source waters

Figure 10: Number of sewage effluent discharges that represent a risk to source waters (as of March 31, for noted year)



Source: Water Security Agency – File Information and Environmental Management System

As of March 31, 2018, approximately 72 wastewater systems have been identified as having a discharge that may reach a surface water body or ground water and represent a risk to source waters or the surrounding environment under certain conditions (Figure 10). This represents a reduction of seven sewage works that represent a risk to source waters since March 2017. On an annual basis, Water Security Agency staff review the quality of effluent from each regulated sewage works. Growth in Saskatchewan communities continues to place additional pressure on sewage infrastructure as some communities were near, at or beyond treatment and/or storage capacity. Reduction of ammonia emissions within treated wastewater effluent, sewage works capacity or other treatment capability issues typically involve significant planning, investment and construction. Availability of project funding is cited by many communities as a major impediment to moving forward with improvements. Therefore, it can be expected that reductions in the number of works that represent a risk to source waters, will be a time consuming process.

The Water Security Agency has evaluated all wastewater systems in the province to determine if they are subject to various applicable national-based or federal regulatory-based effluent quality requirements. As of March 31, 2018, approximately 83 systems may require compliance with pending Canada-wide Standards for Municipal Waste Water Effluent (MWWWE). As of December 31, 2017, 65 communities are subject to regulation in accordance with the federal Wastewater System Effluent Regulations (WSER) passed into law in July 2012 pursuant to the federal Fisheries Act. Additionally, evaluation of another six communities for possible regulation subject to WSER was underway as of March 31, 2018 through discussions between the Water Security Agency and Environment and Climate Change Canada (ECCC). The final number of wastewater systems, which must be managed to the WSER standard, will be finalized once ongoing work on the administrative agreement between the Water Security Agency and ECCC is completed. That agreement was signed and came into effect in July 2015. In accordance with sewage works permit to operate requirements the City of Regina sewage treatment system upgrade reached significant completion in December 2016 and entered full service in July 2017. To date the City of Regina sewage works upgrade has performed better than permit requirements demand in terms of the quality of the treated wastewater effluent produced while bringing the city into early compliance with the federal Wastewater System Effluent Regulations and preparing for future growth.

Watersheds are protected, natural purification and protection processes are maximized, and potential for contamination is minimized

Protection of source waters can reduce the cost of water treatment and improve water quality while helping to sustain the resource for other uses. Sound water resource management means the processes responsible for breaking down wastes must be protected, as must the land use practices responsible for protecting water from contamination. Actions in terms of both organizational structure and watershed/water management are improving source water protection in the province. The following reports on a number of key measures related to ensuring that watersheds are protected, natural purification and protection processes are maximized and potential for contamination is minimized.

State of Drinking Water Quality – Watersheds are Protected; Natural Purification and Protection Processes are Maximized, and Potential for Contamination is Minimized

Established water quality guidelines and effluent quality standards and implementation of such standards are an important means to manage and protect watershed and source water quality. The Water Security Agency represents the province on national committees that establish guidelines, objectives and standards for water quality. Two examples are the Canadian Council of Ministers of the Environment, Water Management Committee and the Guidelines Project Team that oversees the development of science-based water quality, sediment, and tissue residue guidelines (Canadian Environmental Quality Guideline-CEQG) for the protection of aquatic life and other beneficial water uses in the province.

Monitoring of effluent quality is needed to understand the potential impacts on receiving streams and advance protection of watersheds and source water quality. The City of Saskatoon conducted a revised Environmental Risk Assessment (ERA) study during 2017-18 to establish site-specific Effluent Discharge Objectives (EDOs) and submitted an associated report. Environmental and Municipal Management Services Division staff reviewed the report, approved the study and accepted the EDOs developed. In future years further monitoring, mass balance studies and modelling activities may be required as part of Downstream Use Impact Study and to support the development of site-specific EDOs for wastewater treatment plants in the province that are affected by the MWWWE strategy/WSER and discharge into fish-bearing waters. Site-specific requirements are being included in sewage works operational permits upon renewal as a means to achieve requirements of the MWWWE strategy and the *Waterworks and Sewage Works Regulations* that came into effect on June 1, 2015.

Selection and application of alternative wastewater disposal techniques are important means of protecting watersheds. Following four years of piloting its woodlot effluent irrigation research project, SaskWater is confident in its implementation and is seeking partners to test the concept.

The project began in 2011 as a joint partnership between SaskWater, the City of Moose Jaw, Communities of Tomorrow (former), the Prairie Adaptation Research Collaborative, the Ministry of Agriculture, the University of Regina, and the Agroforestry Development Centre. A scalable effluent irrigation system was constructed as an example for full-sized community projects. The project uses the City of Moose Jaw's wastewater effluent to irrigate various tree plots, and the results have demonstrated a disposal solution that

is significantly lower in both capital and operating costs, with zero discharge into surface water bodies. Several tree varieties and irrigation rates were studied and evaluated to determine the most effective method.

In 2017-18, SaskWater continues to seek potential partners interested in expanding the scope of the project. Ongoing discussion with a rural community that has expressed interest in a woodlot wastewater solution are continuing; however, a formal agreement has not been finalized. Capital has been identified to implement a larger-scale version of the project that could operate on a municipal or corporate scale. SaskWater would provide start-up capital and operational costs for an agreed-upon trial basis to prove the system. Pending approvals from the appropriate regulatory agencies, the partner would subsequently assume the costs of continued operations through a service agreement with SaskWater.

The Statements of Provincial Interest Regulations (SPI) were adopted on March 29, 2012. The SPI contains an interest specifically for source water protection of resources used for human hygienic use and further addresses the importance of water under interests relating to public works, sand and gravel, biodiversity and natural ecosystems, shorelands and water bodies, and public safety.

The SPI require the water interests of the province be reflected in local and regional planning documents such as official community plans and zoning bylaws. The SPI are implemented through the local development permit approval process and the subdivision review process. The Ministry of Government Relations, Community Planning Branch, has developed training material to assist municipal administrators, municipal councillors and professional planners when preparing official community plans. As well, the Community Planning Branch reviews municipal planning bylaws and subdivision applications for compliance with the SPI.

The Ministry of Agriculture requires that intensive livestock operations develop waste storage and management plans that will not contaminate water resources. The review and approval of these plans and the inspection of these works aid in protecting watersheds and source water. In 2017-2018, twenty-nine plan approvals were issued for intensive operations. Some approvals were for expansions and/or modifications to existing operations. Approximately 166 site inspections were completed.

Planning, research and development associated with agricultural operations is another important means to protect watersheds and source water. The Ministry of Agriculture provides funding through the Agriculture Development Fund (ADF) to support research and development, including agricultural technologies for improved management and/or reduced environmental risks of pesticides, fertilizers and livestock manure. There are 24 ongoing water-related projects funded under the Agriculture Demonstration of Practices and Technologies (ADOPT) and ADF, with a total funding allocation of \$2,906,506. Projects are in irrigation agronomy and technology, water conservation and water quality.

The Ministry of Agriculture is responsible for the delivery of the environment component of The Canadian Agricultural Partnership which replaced Growing Forward 2. It consists of Environmental Farm Plans (EFP), the Farm Stewardship Program (FSP), Agri-Environmental Technical Services, and the Farm and Ranch Water Infrastructure Program (FRWIP). An EFP is a voluntary, self-assessment tool that can help producers become aware of, and improve, the environmental conditions of their operations. The FSP provides financial assistance for producers to implement Beneficial Management Practices (BMPs) that enhance sustainability and resilience in the sector. Agri-Environmental Technical Services (known as Agri-Environmental Group Planning under

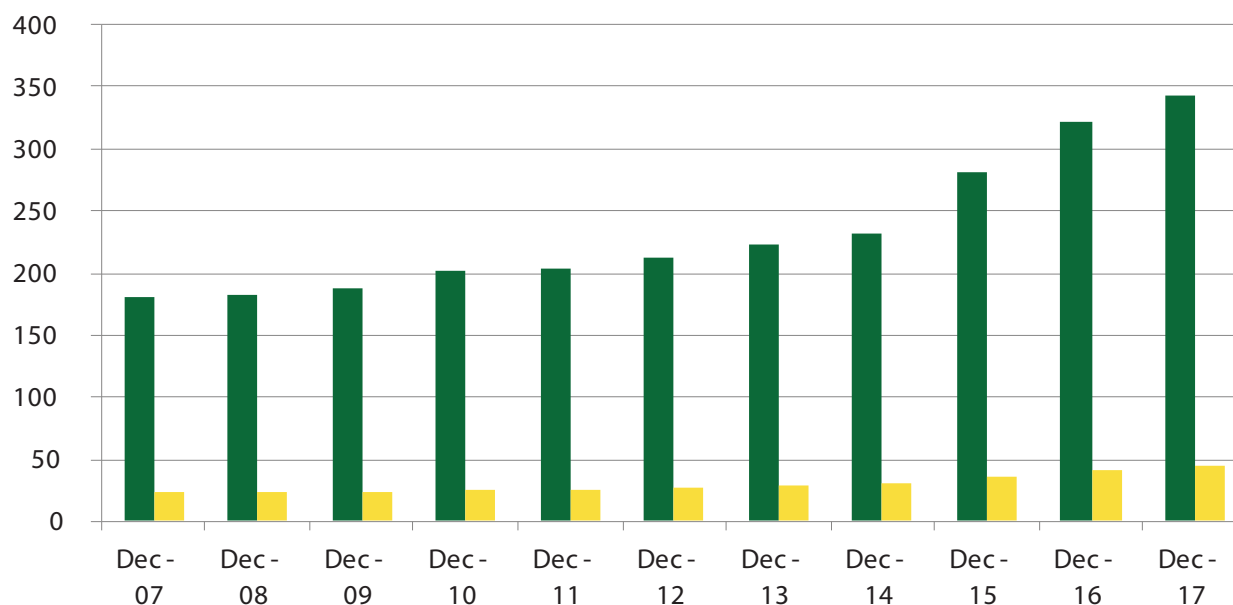
Growing Forward 2) are delivered on a watershed basis and provide extension and producer targeted Agri-environmental programming. FRWIP is also delivered by the ministry and supports the development of secure and sustainable water sources for agricultural use, improves public safety and reduces potential groundwater contamination through well decommissioning. The number of new, endorsed EFPs in 2017-18 was 43, with 12,194 plans produced since 2005. In the 2017-18 fiscal year, \$4.2 million was spent on 642 BMP applications under the FSP, \$883,850 was spent on the delivery of Agri-Environmental Group Planning, and \$27.9 million was spent on 2,969 FRWIP projects.

The number of municipalities with bylaws in place to protect drinking water supplies is a direct indication of the level of municipal protection of water sources.

Measurement Results

Number and percentage of municipalities with bylaws in place to protect their drinking water supplies

Figure 11: Number and percentage of municipalities with bylaws in place to protect their drinking water supplies



Source: Ministry of Government Relations

The portion of urban and rural municipalities with some form of water management policy contained in their community planning bylaws increased to 44 percent (Figure 11). In addition, approximately 85 per cent of the population living in municipalities reside in a municipality with source water protection provisions. As a result of ongoing collaboration and education, municipalities are becoming increasingly aware of their responsibilities for source water protection.

The Water Quality Index (WQI) (Table 16) is a measure of the quality of ground and surface water for specific uses, such as the protection of aquatic life, livestock watering, recreation, etc. that may not otherwise be apparent through individual water quality test results. The levels of chemicals and organisms in the samples are compared with the WQI levels for the safety and health of the people.

The WQI is a composite measure of different chemicals and organisms in the water and whether the water quality is safe for particular uses. The WQI incorporates three elements:

- ⇒ scope - the number of variables that do not meet the water quality objectives;
- ⇒ frequency - the number of times that variables do not meet the objectives; and
- ⇒ amplitude - the amount by which the objectives are not being met.

From these elements, the WQI produces a score between zero and 100. The government has limited direct control over the results of this broad measure of water quality. While the government regulates point source pollution, many human and natural factors can influence water quality.

Table 16: Water quality index ratings for rivers (three-year average water quality index values and ratings for rivers)

Location	2011-13	2011-13 Rating	2012-14	2012-14 Rating	2013-15	2013-15 Rating	2014-16	2014-16 Rating
Assiniboine River (Highway 8)	73.7	Fair	78.2	Fair	69.8	Fair	74	Fair
Battle River (Battle Rapids)	74.7	Fair	73.9	Fair	64.1	Marginal	71.6	Fair
Beaver River (Beauval)	81.1	Good	80.6	Good	68.1	Fair	72.4	Fair
Beaver River – (Dorintosh)	79.4	Fair	80.0	Good	78	Fair	77.2	Fair
Churchill River (Otter Rapids)	95.4	Excellent	100	Excellent	100	Excellent	100	Excellent
Clearwater River (Highway 955)	95.1	Excellent	90.8	Good	91	Good	95.5	Excellent
North Saskatchewan River(Upstream Highway 16 Bridge)	86.2	Good	90.4	Good	89.7	Good	93.6	Good
North Saskatchewan River (Borden Bridge)	84.5	Good	95.0	Excellent	90.7	Good	95.4	Excellent
North Saskatchewan River(Prince Albert)	90.2	Good	87.7	Good	86.1	Good	90.9	Good
North Saskatchewan River (Cecil Ferry North Bank)	87.8	Good	90.4	Good	90.7	Good	90.5	Good
North Saskatchewan River(Cecil Ferry – South Bank)	91.7	Good	90.1	Good	90.6	Good	95.1	Excellent
Qu'Appelle River (below Qu'Appelle Dam)	86.3	Good	95.4	Excellent	95.3	Excellent	95.3	Excellent
Qu'Appelle River (at Highway 2)	81.6	Good	82.9	Good	74	Fair	74.8	Fair
Qu'Appelle River (aboveWascana Creek)	69.8	Fair	75.9	Fair	69.9	Fair	72.6	Fair
Qu'Appelle River (Highway 11 at Lumsden at rock dyke)	53.4	Marginal	61.5	Marginal	55.5	Marginal	63.3	Marginal
Qu'Appelle River (Highway 56)	67.5	Fair	75.8	Fair	70.5	Fair	70.6	Fair
South Saskatchewan River(Leader)	68.1	Fair	75.7	Fair	80.3	Good	89.3	Good
South Saskatchewan River(near Outlook)	91.1	Good	90.6	Good	91.1	Good	100	Excellent
South Saskatchewan River(near Queen Elizabeth power station)	85.6	Good	100	Excellent	100	Excellent	100	Excellent
South Saskatchewan River(west Clarkboro)	81.8	Good	100	Excellent	100	Excellent	95.5	Excellent
South Saskatchewan River(near Muskoday)	86.0	Good	100	Excellent	91	Good	91	Good
Saskatchewan River (Highway6)	95.3	Excellent	88.2	Good	89.9	Good	91	Good
Souris River (Highway 39)	65.0	Fair	77	Fair	72.2	Fair	72.8	Fair
Tobin Lake (at E.B. Campbell Dam)	89.5	Good	86.8	Good	85.5	Good	90.6	Good

Source: Water Security Agency surface water quality monitoring results

The following descriptive categories are used to further explain the WQI results:

- ⇒ Excellent: (value 95-100) - water quality is protected with a virtual absence of threat or impairment; conditions very close to desirable levels. These index values can only be obtained if all measurements are within objectives virtually all of the time.
- ⇒ Good: (value 80-94) - water quality is protected with only a minor degree of threat or impairment; conditions rarely depart from desirable levels.
- ⇒ Fair: (value 60-79) - water quality is usually protected, but occasionally threatened or impaired; conditions sometimes depart from desirable levels.
- ⇒ Marginal: (value 45-59) - water quality is frequently threatened or impaired; conditions often depart from desirable levels.
- ⇒ Poor: (value 0-44) - water quality is almost always threatened or impaired; conditions usually depart from desirable levels.

The WQI ratings provide a measure of the quality of water in Saskatchewan's rivers and allow a comparison of results over time. However, a limited number of samples are taken in any year and this, as well as changes in water levels and river flow from year to year, can produce significant annual changes in the index. To provide a more meaningful picture of longer-term change that is still sensitive to underlying changes, the WQI for rivers has been presented as a three-year mean. The latest WQI values were provided for 2014-2016. Five stations showed modest increases in water quality index readings for the 2014-16 period with no stations showing a decline in water quality based on the index calculations.

Citizens and consumers trust and value their drinking water and the operations which produce it

Consumers value quality water and are willing to pay for it

The following reports on a number of key measures related to ensuring consumers value quality water and recognize the need to pay for it.

State of Drinking Water Quality – Consumers Value Quality Water and Are Willing To Pay For It

Consumer willingness to pay for drinking water is an important measure of how safe drinking water is valued. Awareness campaigns and consumer polling are tools used to improve and understand how consumer value water.

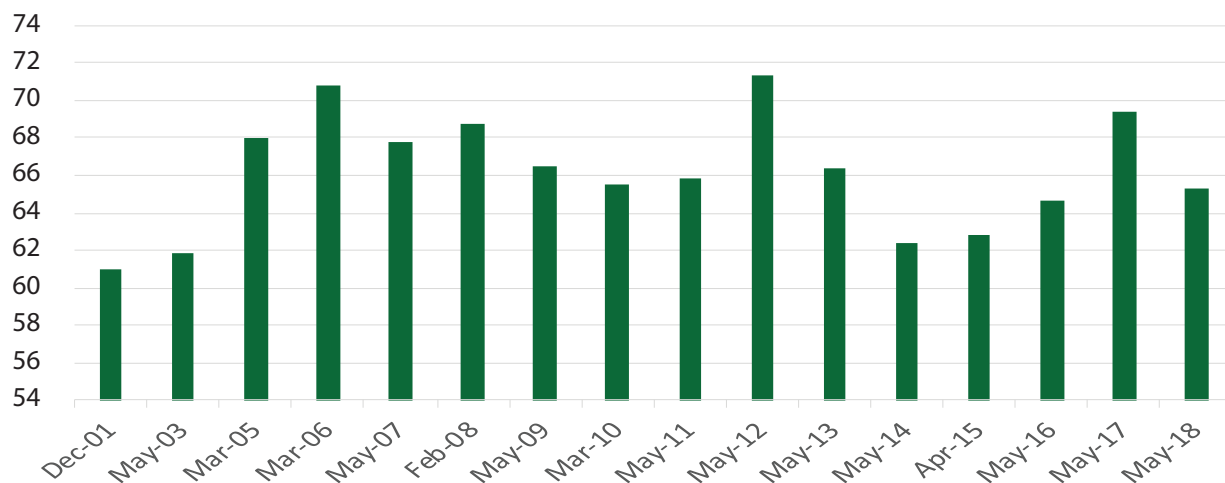
While SaskWater has no plans to run a formal “The Value is Clear” campaign in 2018-19, material created in previous campaigns and the slogan The Value is Clear, are often used in SaskWater’s external communications (advertising, customer communication, promotional materials, etc.). These materials continue to create higher awareness of the value of water and of the value of SaskWater as a water and wastewater service provider.

On a biennial basis, SaskWater polls customers on key customer satisfaction measures including water quality, the importance of water services, and perceptions about cost. In 2016, SaskWater conducted its customer satisfaction survey and found that the overall satisfaction with SaskWater is strong, with an average satisfaction score of 8.64 out of 10. Respondents stated that SaskWater is successful in the areas of service reliability, water safety and customer service. The overall average satisfaction rating increased from a score of 8.57 in 2014. SaskWater’s next scheduled customer survey will be conducted in 2019.

Measurement Results

Per cent of survey respondents indicating that they are willing to pay more for their drinking water

Figure 12: Per cent of survey respondents indicating that they are willing to pay more for their drinking water



Source: Water Security Agency Polling Results – May 2018

Based on a poll conducted by the Water Security Agency in May 2018, 65.4 per cent of people polled are willing to pay more to improve their drinking water (strongly agree or agree) (Figure 12). This value is 4.1 per cent more than the previous poll in May 2017, and is 4.3 per cent greater than the December 2001 poll results. This increase is considered a significant change since May 2017. May 2018 polling results generally continue to show ongoing public recognition of the value of water and some willingness to pay for it. The May 2018 polling results indicate that the majority of those that somewhat or strongly disagreed with willingness to pay more for their drinking water believed that there was no concern with their community drinking water (52 per cent), it being a stress on their financial situation (40 per cent), and their community drinking water was reported as safe (40 per cent). Other cited reasons include: they use bottled water (14 per cent), and improvements have been or are being made to their community drinking water system (21 per cent). Relatively few respondents to the May 2018 poll noted they are served by a private well (9 per cent) or have a water purification system installed in their residence (9 per cent).

Table 17: Summary of regional polling results on survey respondents indicating that they are willing to pay more for their drinking water

% Somewhat Agree or Strongly Agreeing	May 2017				May 2018			
	North	Regina	Saskatoon	South	North	Regina	Saskatoon	South
I am willing to pay more to improve the safety or the quality of my drinking water.	71.2%	64.7%	69.3%	70.8%	64.3%	64.1%	63.1%	67.6%

Source: Water Security Agency Polling Results – May 2018

In terms of regional differences (Table 17) based on the May 2018 polling results, all areas show a decrease in willingness to pay more for improved water quality and safety in comparison with the May 2017 polling results.

Citizens and consumers trust the quality and reliability of their drinking water systems and are confident in the regulatory system

Consumers trust in drinking water and in the regulatory systems that govern water-related activities is vital to ensuring the long-term sustainability of waterworks. Consumers who trust the quality and reliability of their water supplies are more willing to support the production of safe drinking water in the future. Release of polling results also bolsters transparency and public trust. The following reports on a number of key measures related to citizen and consumer trust in the quality and reliability of their drinking water systems and confidence in the regulatory system.

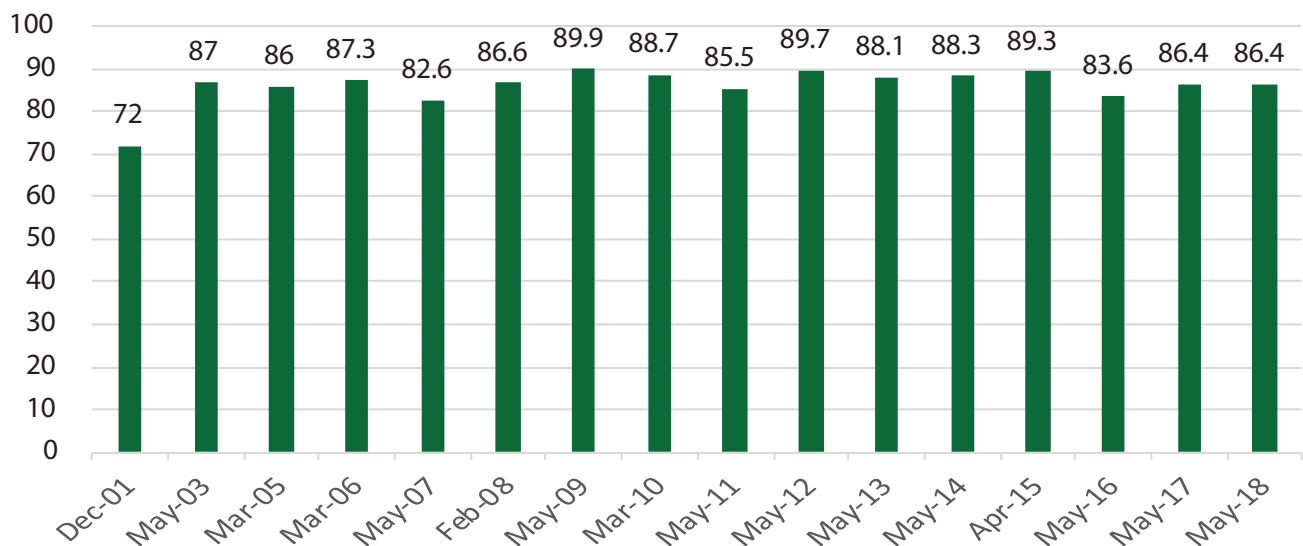
State of Drinking Water Quality - Citizens and consumers trust the quality and reliability of their drinking water systems and are confident in the regulatory system

Each year the Water Security Agency conducts polling to determine public opinion associated with drinking water safety. The polling results for May 2018 show the latest measurement of polling results. Since public polling was initiated in the wake of the North Battleford water crisis in 2001, it has remained an important mechanism in determining the level of success in attaining government's safe drinking water goals.

Measurement Results

Per cent of survey respondents indicating that they are very or somewhat confident in the quality of their tap water

Figure 13: Per cent of survey respondents indicating that they are very or somewhat confident in the quality of their tap water (month of year noted)



Source: Water Security Agency Polling Results – May 2018

Based on a poll conducted by the Water Security Agency in May 2018, 86.4 per cent of people polled strongly agreed or agreed they are confident in the safety of their own drinking water (Figure 13). These polling results continue to show a high level of confidence and are unchanged from the May 2017 polling results. The results are 14.4 per cent greater than December 2001, when 72 per cent of people surveyed were very or somewhat confident in the quality of their tap water. Ongoing actions such as waterworks inspections, implementation of water quality standards, water-related workshops, consumer education efforts, media coverage of water contamination events affecting larger centres, and consumer notification help maintain confidence in the safety of drinking water at a relatively high level, in the mid to high 80 per cent range since 2003. Ongoing attention to these elements of drinking water protection will help to maintain the high level of public confidence in safety of drinking water in the future. The measure is important since it provides an indication of how efforts to ensure safe drinking water are progressing.

Table 18: Summary of regional polling results on survey respondents indicating that they are very or somewhat confident in the quality of their tap water

% Somewhat and Strongly Agreeing	May 2017				May 2018			
	North	Regina	Saskatoon	South	North	Regina	Saskatoon	South
Saskatchewan residents have safe drinking water.	71.8%	82.1%	84.7%	81.1%	82.1%	82.7%	89.8%	80.1%
I am confident that my drinking water is safe.	79.5%	90.4%	94.3%	83.3%	86.6%	89.7%	91.5%	81.7%

Source: Water Security Agency Polling Results – May 2018

In terms of regional differences (Table 18) in May 2018, Regina, Saskatoon and residents of northern areas of the province are more likely to somewhat agree or strongly agree that Saskatchewan residents have safe drinking water than residents of southern regions. Further, in May 2018, Saskatoon and Regina region residents are also more likely to somewhat agree or strongly agree that they are confident in the safety of their drinking water, compared to residents of northern and southern regions. Confidence in the safety of individual resident drinking water was relatively high across the province with polling results ranging from 81.7 per cent in southern regions to 91.5 per cent in Saskatoon. Polling results did not provide any direct indication as to why confidence levels changed from 2017 to 2018.

Citizens have meaningful access to information about their water quality

Information on water quality is important in building public trust in water systems. It must be understandable, current and readily accessible. To build full trust, information needs to be available both from the waterworks owner and the regulator. The following reports on key measures related to ensuring citizens have meaningful access to information about the quality of their drinking water.

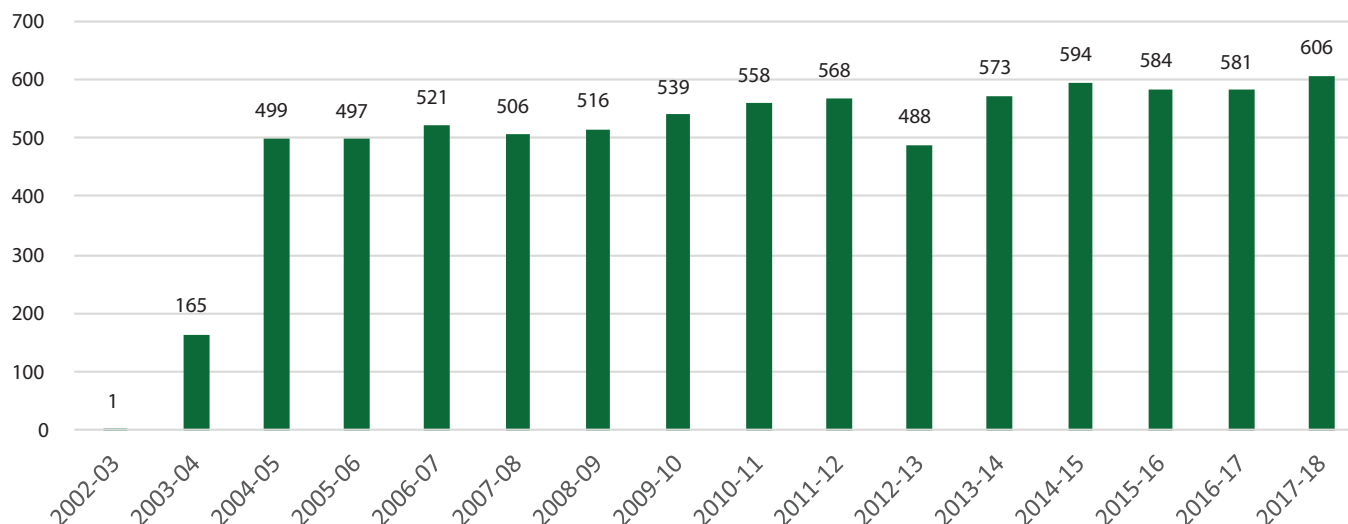
State of Drinking Water Quality – Citizens Have Meaningful Access to Information About Their Drinking Water Quality

The number of system owners that publicly release water quality results is a good way to determine if consumers have direct meaningful access to information about the quality of their water.

Measurement Results

Number of system owners that publicly release water quality results

Figure 14: Number of system owners that publicly release water quality results



Source: Water Security Agency - Environmental Management System

As of March 31, 2018, 606 of 839 Water Security Agency-regulated waterworks owners publicly released water quality results to the consumers that they serve (Figure 14). This value represents an increase of 23 since the 2016-17 fiscal year and represents 72.2 per cent of waterworks regulated by the Water Security Agency in 2017-18. Please note that the reported values have been restated due to an error in the manner in which the number of waterworks complying with the requirement for consumer notification was calculated. All values beginning from 2002-03 to 2016-17 have been restated.

Notification to consumers is required on an annual basis for waterworks regulated by the Water Security Agency. The Water Security Agency will continue to pursue further progress on attainment of public reporting requirements during 2017-18, and beyond. The number of system owners that publicly release water quality results is a good way to determine if consumers have direct meaningful access to information about the quality of their water. Additional waterworks specific information on drinking water quality is also available at: <http://www.saskh2o.ca/MyDrinkingWater.asp>.

Reduced consumption of water

Reduced consumption of water is important in minimizing costs and thereby, properly valuing water. Water conservation is also necessary to protect water source quality and abundance, particularly in time of increased demand. The following reports on key measures related to consumption of water.

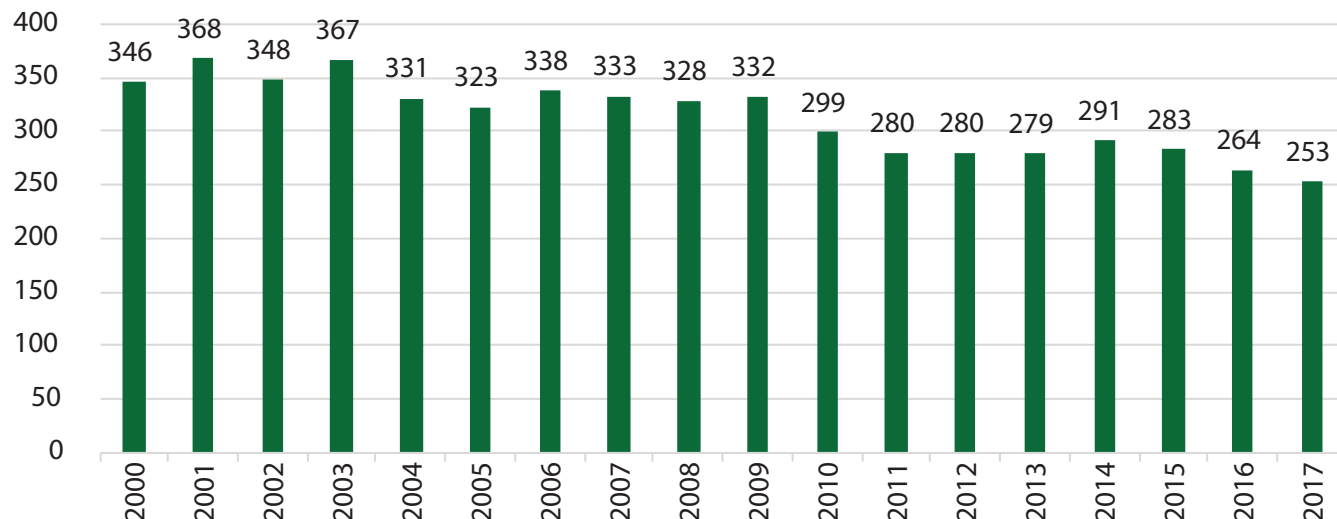
State of Drinking Water Quality – Reduced Consumption of Water.

Measuring the municipal per capita water consumption provides for total annual urban water use (in-home, business and municipal irrigation) within communities (Figure 15). Annual consumption is affected by summer irrigation demands, which vary between wet and dry years causing the performance measure to vary between years. The Water Security Agency does not have direct control over this measure but, through water conservation programs, does influence the measure.

Measurement Results

Average per capita consumption [litres per capita per day]

Figure 15: Average per capita consumption [litres per capita per day]



Note: A complete dataset for 2017 was not available at the time this report was prepared. The database source of the performance results for this measure has a time lag of about six months; January 1 to December 31, 2017 data. The complete dataset will be available in July 2018.

Note: Commencing with the 2009 year, water consumption values are reported in metric units. Water use for previous years have also been converted to metric units using a more precise conversion factor that accounts for slight differences reported for 2008-09, and previously.

Note: Average per capita consumption is restated from 335 to 332 in 2009 and from 325 to 299 in 2010 based on a revised dataset and calculation performed in May 2013.

Source: Saskatchewan Community Water Use records for 2017, published May 2018.

This measure is computed by summing the Litres per Capita per Day (LCD) for each community and dividing by the number of communities. The weighted LCD is computed by summing the yearly water consumption for each community and dividing by the total population and 365 days. The Saskatchewan Community Water Use Records maintained by the Water Security Agency is the dataset used in this determination. The change in the water consumption rate is attributed to the natural annual variability found in water consumption records and climatic, technological and behavioural influences on water use.

The reported value of 252.75 litres/capita/day is based on the data available on May 18, 2018. A complete dataset for 2017 was not available at the time this report was prepared. The database source of the performance results for this measure has a time lag of about six months; January 1 to December 31, 2017 data will be available in July 2018.

Over the 2005 to 2017 period, the Water Security Agency has promoted responsible water use through public education, partnerships and a variety of programs. Although now completed the previous Provincial Toilet Replacement Rebate Program is one example of how water conservation has been promoted within the province. Water rates set by waterworks owners that recognize the true and full cost of system design, construction, operation and maintenance also promotes water conservation.

2017-18 Financial Overview

Actual expenditures relating to drinking water management in 2017-18 were \$128.108 million, which was \$50.868 million lower than the budgeted expenditures of \$178.976 million.

The Ministry of Health FTE utilization for the Roy Romanow Provincial Laboratory was below complement, utilizing 17 of the full level of 18 FTEs for the period April 1, 2017 to February 13, 2018. For the remaining part of the reporting period the full level of 18 FTEs was used. In addition to the FTEs within the Ministry of Health, funding is provided to the Saskatchewan Health Authority for water-related programs and surveillance. It is not possible to state the actual number of Saskatchewan Health Authority FTEs that are dedicated to water as a number of different disciplines (i.e., Medical Health Officers, Public Health Inspectors and Public Health Nurses) can become involved in water and/or water-related disease surveillance, and issue-specific time is not tracked.

Under the New Building Canada Fund – Small Communities Fund (SCF) and National and Regional Projects (NRP) program, and the Clean Water and Wastewater Fund (CWWF), the Ministry of Government Relations provides financial support to municipalities for priority drinking water and wastewater infrastructure improvements. In 2017-18, \$10.472 million in federal-provincial funding was paid under SCF, \$11.830 million in provincial funding and a similar federal amount was paid under NRP, and \$86.570 million in federal-provincial funding was paid under CWWF for water and wastewater projects.

Expenditures

The following table outlines information on the budgeted and actual expenditures based on original 2017-18, and revised estimates relating to water management. Funding for water management activities comes from various government ministries and agencies and is contained in their respective budgets. Explanations have been provided for all variances greater than \$5,000.

Ministry or Agency	Estimates Budget (\$000s)	Actual Expenditure (\$000s)	Variance Over (Under) (\$000s)
Ministry of Environment*	-	-	-
Water Security Agency**	17,660	17,660	0
Ministry of Government Relations ***			
SCF	109,497	86,570	(22,927)
NRP	38,631	11,830	(26,801)
CWWF	11,594	10,472	(1,122)
Ministry of Government Relations - Total	159,722	108,872	(50,850) ¹
Ministry of Health			
- Regional Health Authorities (Health Regions) Base Operating Funding	476****	476	0
- Regional Targeted Programs and Services	30	30	0
Saskatchewan Disease Control Laboratory – Environmental Services	1,079	1,070	(9)
Ministry of Health – Total	1,585	1,576	(9)
Total	178,967	128,108	(50,868)

*The Ministry of Environment performs some water-related work but does not have a dedicated budget for this activity and does not track drinking water specific expenditures separately as this work is typically undertaken in conjunction with other industrial compliance assurance activities.

**Expenditures shown are grants from the General Revenue Fund to the Water Security Agency for all water programs.

***The Ministry of Government Relations budget is determined by program, not by infrastructure category (e.g. water and wastewater). The budget estimate is based on a ratio of the water and wastewater expenses compared to total program expenses multiplied by the total program budget for 2017-18.

****This amount does not include additional funding provided to the Saskatchewan Health Authority to offset increases to salaries and benefits through collective bargaining agreements.

Note: As SaskWater is a Crown Investments Corporation subsidiary, its financial budgeting approval process is separate from that of the ministries and/or agencies. Its activities are not related to water management, but rather the provision of water services to its customers. For full financial information, see SaskWater's annual report at www.saskwater.com.

Explanations of Major Variances

¹ In the CWWF program, Saskatchewan budgeted to meet the short timelines Canada placed on project completion; Government Relations, acting to maximize all possible funding benefits, was successful in obtaining an overall program timeline extension which moves higher budget spending to future years. Under the NRP program recipients are to submit business plans to Infrastructure Canada which causes delays in moving the project forward; also, engineering firms were unable to finalize their designs as quickly as the recipients expected.

Revenues

There are no revenues that arise specifically in relation to delivery of drinking water activities for the ministries of Government Relations and Agriculture. Any revenues that arise from government commitments and activities relating to drinking water and source water protection within the Ministry of Health or SaskWater are reported within their respective annual reports.

For More Information

For an electronic copy of this report or more information on the status of drinking water in Saskatchewan visit:

<https://www.wsask.ca/About-WSA/Publications/Drinking-Water-Annual-Report/> or www.SaskH2O.ca/WaterInformationFactSheet_Drinking_AnnualReports.asp

Or contact:

Environmental and Municipal Management Services Division
Water Security Agency
111 Fairford Street East
MOOSE JAW SK S6H 7X9
Telephone: (306) 694-3900

Feedback on the key actions and results may also be provided to the Water Security Agency through the contact information immediately above.

Next year's annual report will address status of drinking water for the 2018-19 fiscal year.

Appendix A: List of Acronyms Contained in this Document

ABC	Association of Boards of Certification	ISF	Infrastructure Stimulus Fund
ADF	Agriculture Development Fund	LCD	Litres per Capita per Day
ATAP	Advanced Technologies Applications	MCPA	2-Methyl-4-Chlorophenoxy Acetic Acid
ADOPT	Agriculture Demonstration of Practices and Technologies	MWWE	Canada-wide Strategy for Municipal Waste Water Effluent
BCF-CC	Canada-Saskatchewan Building Canada Fund - Communities Component	NBCF	New Building Canada Fund
BMP	Beneficial Management Practices	NRP	National and Regional Projects
CAC	Certification Advisory Committee	NTU	Nephelometric Turbidity Units
CCME	Canadian Council of Ministers of the Environment	OCB	Operator Certification Board
CDW	Committee on Drinking Water	OCP	Official Community Plans
CES	Consulting Engineers of Saskatchewan	PCAP	Prairie Conservation Action Plan
CESI	Canadian Environmental Sustainability Indicator	PDWA	Precautionary Drinking Water Advisory
CEU	Continuing Education Units	PFOS/PFOA	Perfluorooctanesulfonic Acid/Perfluorooctanoic Acid
COM	Certified Operations and Maintenance	PPWB	Prairie Provinces Water Board
CSIP	Canada-Saskatchewan Infrastructure Program	PTIC	Provincial Territorial Infrastructure Component
CWWF	Clean Water and Wastewater Fund	RWQP	Rural Water Quality Program
DWQI	Drinking Water Quality Index	SARM	Saskatchewan Association of Rural Municipalities
EBWO	Emergency Boil Water Order	SARWP	Saskatchewan Association of Rural Water Pipelines
EFP	Environmental Farm Plans	SCADA	Supervisory Control and Data Acquisition
EMS	Environmental Management System	SCF	Small Communities Fund
EPO	Environmental Project Officer	SIGI	Saskatchewan Infrastructure Growth Initiative
FRWIP	Farm and Ranch Water Infrastructure Program	SPI	The Statement of Provincial Interest Regulation
FSIN	Federation of Saskatchewan Indian Nations	SUMA	Saskatchewan Urban Municipalities Association
FTE	Full Time Equivalent	SWWA	Saskatchewan Water and Wastewater Association
GUDI	Groundwater Under Direct Influence	WEBS	Watershed Evaluation of Beneficial Management Practices sites
INAC	Indian and Northern Affairs Canada	WQI	Water Quality Index